




Climate Change and Adaptation Challenges and Opportunities for Coastal Management

Karen Thomas

Head of Coastal Partnership East

Greenprint Forum Presentation

- Who are CPE and what do we do?
- Sea level rise and climate change
- Impacts for coastal management
- How are we responding?



Meet the Team

- Coastal Engineers
- Engagement and Comms
- Funding and Finance
- Data and Monitoring
- Geomorphologists and Geologists
- Ecologists
- Council Members



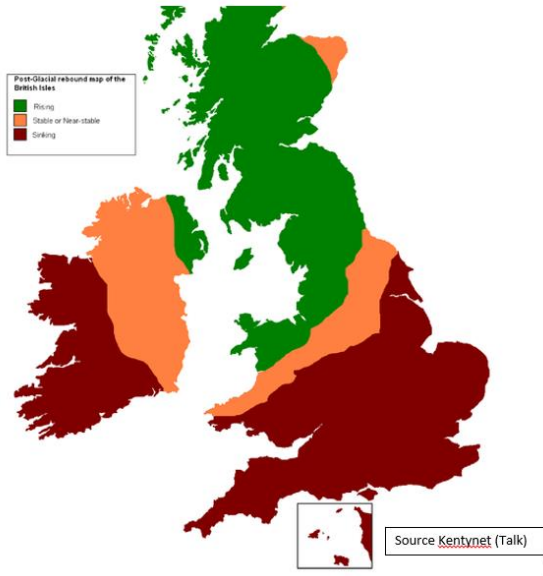
Our CPE Statistics

Total length of linear defences managed by Coastal Partnership East **58km**



Total number of assets managed by Coastal Partnership East **959**



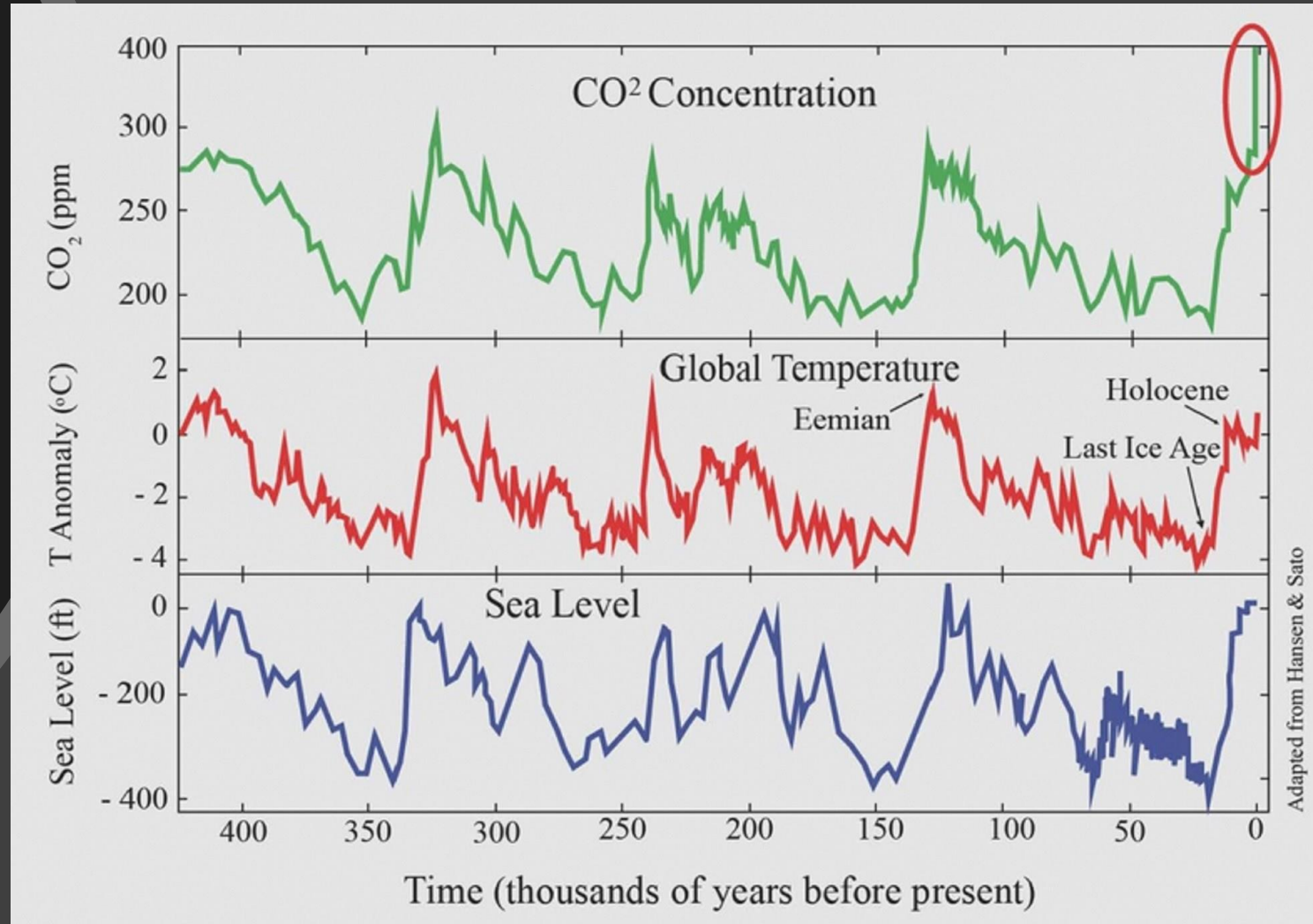


Causes of Sea Level Rise

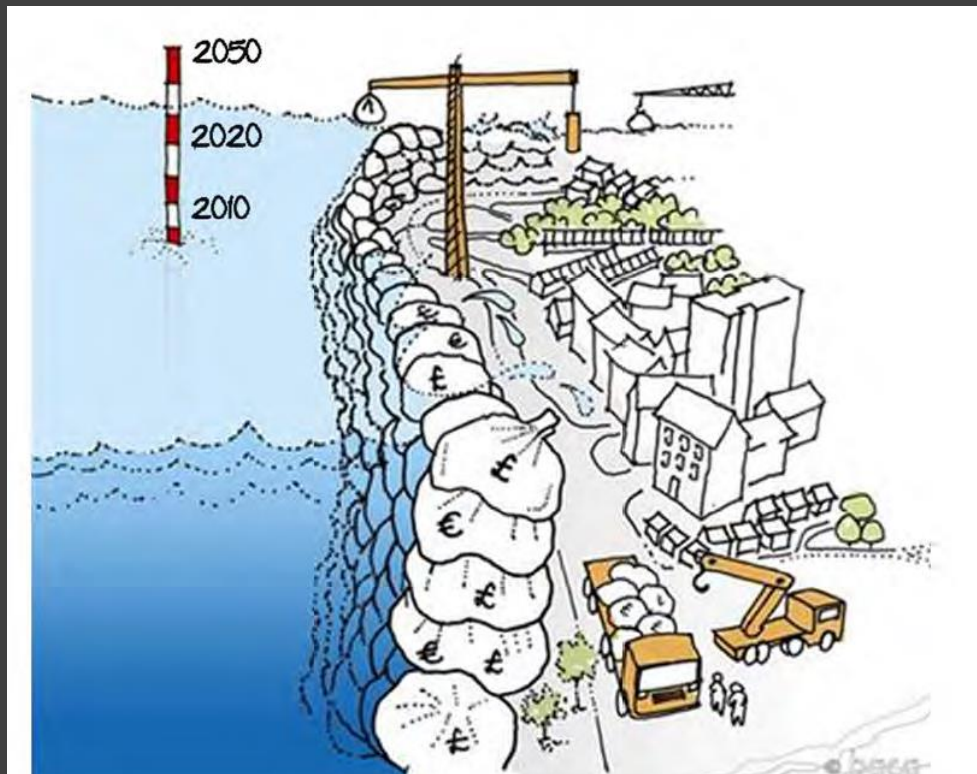
- Thermal Expansion
- Glaciers and Ice Caps melting – inputting freshwater into the sea
- Isostatic Rebound

Sea Level Rise Science

- Scientists have demonstrated link between
- CO₂ and Global Temperature
- As these rise and fall - Sea Level has consistently followed the trend



Building our way out?



A Natural coast

- Suffolk is home to national and internationally important habitats and species
- Important for the environment
- Important for the local economy





We need to mitigate and adapt

- Build, strengthen and maintain defences where its appropriate to do so
- Allow natural coastal change to occur where possible
- Encourage people to adapt through new coastal management tools and approaches

Creating Resilient Towns and Economies

- Capital projects
- Traditional and Innovative approaches
- Maintenance and repair
- Temporary defences





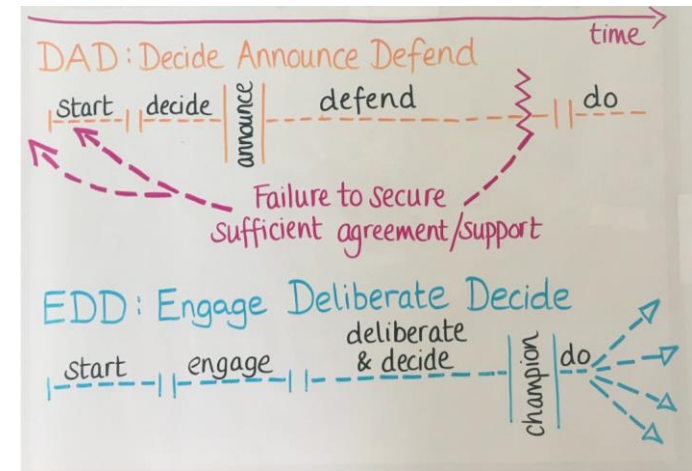
Allowing Natural coastal change where possible

- Cliff erosion feeds beaches
- Creates important landscape and habitat
- Intertidal and saline habitat creation opportunities



Encouraging people and businesses to adapt

- How should we engage?
- Sharing evidence and research
- Providing tools to give people options
- Support behavioural change
- Encourage resilience
- Building in time for change



B E BUSINESS
EFFICIENT
R T RESILIENCE
TOOLKIT

Community-led approaches

- Alde and Ore
- Bawdsey
- Blyth
- Deben
- Thorpeness

Steering their own initiatives to create resilient solutions

Estuary Plans and Partnerships



BAWDSEY COASTAL
- PARTNERSHIP -



Wider Outcomes for all



Partnerships are key

