

LEGEND

- 1 Main entrance
- 2 Gabion wall landscape feature
- 3 One-way chicane road
- 4 Tree lined pedestrian walkway
- 5 Seating area with pedestrian access
- 6 Large social area with seating
- 7 Hedgerows between caravans and roads
- 8 Visitor/extra car parking
- 9 Pedestrian access to northern touring caravan site
- 10 Touring caravan site - with new road layout
- ★ Welcoming entrance feature

SOUTHWOLD CARAVAN SITE
Concept Design A



THE CONCEPT

140
CARAVAN
CAPACITY

INCREASED PARKING SPACES
The plan incorporates a significant increase in parking spaces, ensuring ample availability for visitors.

3
DEDICATED
SOCIAL SPACES

PROPOSED SEATING AREAS
Carefully designed seating areas are strategically placed throughout the site, providing comfortable spaces for relaxation and socialising.

39
PARKING SPACES

ONE-WAY PRIMARY ROUTE WITH CHICANES
The primary route within the site is designed as a one-way system with strategically placed chicanes. This layout not only improves traffic flow but also helps to slow down vehicles, ensuring pedestrian safety and reducing prolonged headlight glare.

WELCOMING ENTRANCE
An open space will be planted up with ornamental species creating an inviting entrance and amenity space. This will enhance the overall aesthetic and improve the first impression and arrival experience for visitors.

GREEN INFRASTRUCTURE ENHANCEMENTS
Leaving open areas allows for the integration of green infrastructure features and enhancements. This includes the introduction of more green spaces, eastern and western buffer vegetation, and landscaping, contributing to the expansion of the surrounding habitats.

TABLE-TOP PEDESTRIAN PRIORITY ROUTE
A designated pedestrian central route is designed as a table-top over the road, emphasising its priority for pedestrians. This ensures the safety and comfort of pedestrians while promoting a pedestrian-friendly environment within the site.

TREE LINED AVENUE

LAWNED FRONTAGE

VEGETATION BUFFERS

PLANTED CHICANES

GABION WALL LANDSCAPE FEATURE

PICNIC AND BBQ SOCIAL SPACES

VARIETY OF TEXTURED PLANTING

LEGEND

- 1 Main entrance
- 2 One-way road
- 3 Two-way main road
- 4 Hedgerows between caravans
- 5 Tree lined avenue and pedestrian route
- 6 Open green space for activities
- 7 Tree lined avenue with seating along path
- 8 Visitor/extra car parking
- 9 Pedestrian access to northern touring caravan site
- 10 Touring caravan site - with new road layout
- ★ Welcoming entrance feature

SOUTHWOLD CARAVAN SITE
Concept Design B



THE CONCEPT

135 CARAVAN CAPACITY  **PEDESTRIAN-FRIENDLY SITE WITH DIVERSE PLANTING**
 The design of this scheme prioritises pedestrians by incorporating features such as tree lined avenue planting, ornamental planting, and native hedge planting. These elements create a pleasant and safe walking environment and amenity spaces.

3 DEDICATED SOCIAL SPACES  **INCREASED PARKING SPACES**
 This concept prioritises an increased number of parking spaces. To enhance sustainability and environmental compatibility, the parking areas are constructed with permeable surfacing materials to reduce surface run off and allow for drainage.

WELCOMING ENTRANCE
 Similar to Concept A, this proposal removes caravans at the entrance to the site to create an open space that will be planted up with ornamental species creates an inviting entrance and amenity space. This helps to mitigate headlight glare and enhances the overall visual appeal of the site.

EASTERN BOUNDARY VEGETATION BUFFER
 To provide privacy, mitigate noise, and promote biodiversity, a vegetation buffer is created along the eastern boundary.

GREEN INFRASTRUCTURE CONNECTIONS
 The inclusion of diverse planting in this concept establishes connections to the wider green infrastructure. By integrating avenue planting, ornamental planting, native hedge planting and improving the existing vegetation belt, the design seamlessly reconnects the site with its surrounding natural environment.




LEGEND


- 1 Main entrance
- 2 Vegetation buffer
- 3 One-way road
- 4 Visitor/extra car parking
- 5 Two-way main road
- 6 Lay-by parking
- 7 Hedgerows between caravans and roads
- 8 Large recreational area with play/seating features
- 9 Pedestrian access to northern touring caravan site
- 10 Touring caravan site – with new road layout
- ★ Welcoming entrance feature


SOUTHWOLD CARAVAN SITE
Concept Design C



THE CONCEPT

140 CARAVAN CAPACITY  **ONE-WAY PRIMARY ROUTE AND OPTIMISED SPACE UTILISATION**
 This layout option incorporates a one-way primary route allowing for a more ordered and efficient site layout. This has allowed an increase of green infrastructure across site, strengthening the green connections through the site and reducing visual permeability from the outside.

2 DEDICATED SOCIAL SPACES 

42 PARKING SPACES  **ENHANCED RECREATIONAL AREA**
 The freed-up space at the back of the site is utilised to create an expanded recreational area. This area would be surrounded by tree planting, spring bulbs and a summer meadow for seasonal interest, it will also accommodate various play features and seating arrangements, providing opportunities for relaxation, socialisation, and outdoor activities for visitors of all ages and for the community.

WELCOMING ENTRANCE
 Consistent with the other concepts, an attractive arrival space will be created and planted up with ornamental planting, improving the arrival offer. This not only improves the kerb appeal of the site but also helps mitigate headlight glare, creating a safer environment for pedestrians and drivers.

GREEN INFRASTRUCTURE ENHANCEMENTS
 This concept incorporates a vegetation buffer along the western and eastern boundary, offering privacy, noise reduction, and an enhanced natural setting.

Additionally, proposed native hedge planting throughout the site provides privacy and soft boundaries to caravan plots while strengthening the connection to the wider green infrastructure, contributing to biodiversity and ecological sustainability.

