

Figured dimensions to be followed, do not scale off this drawing.

All dimensions and levels to be checked on site by Contractor and site dimensions to be his responsibility.

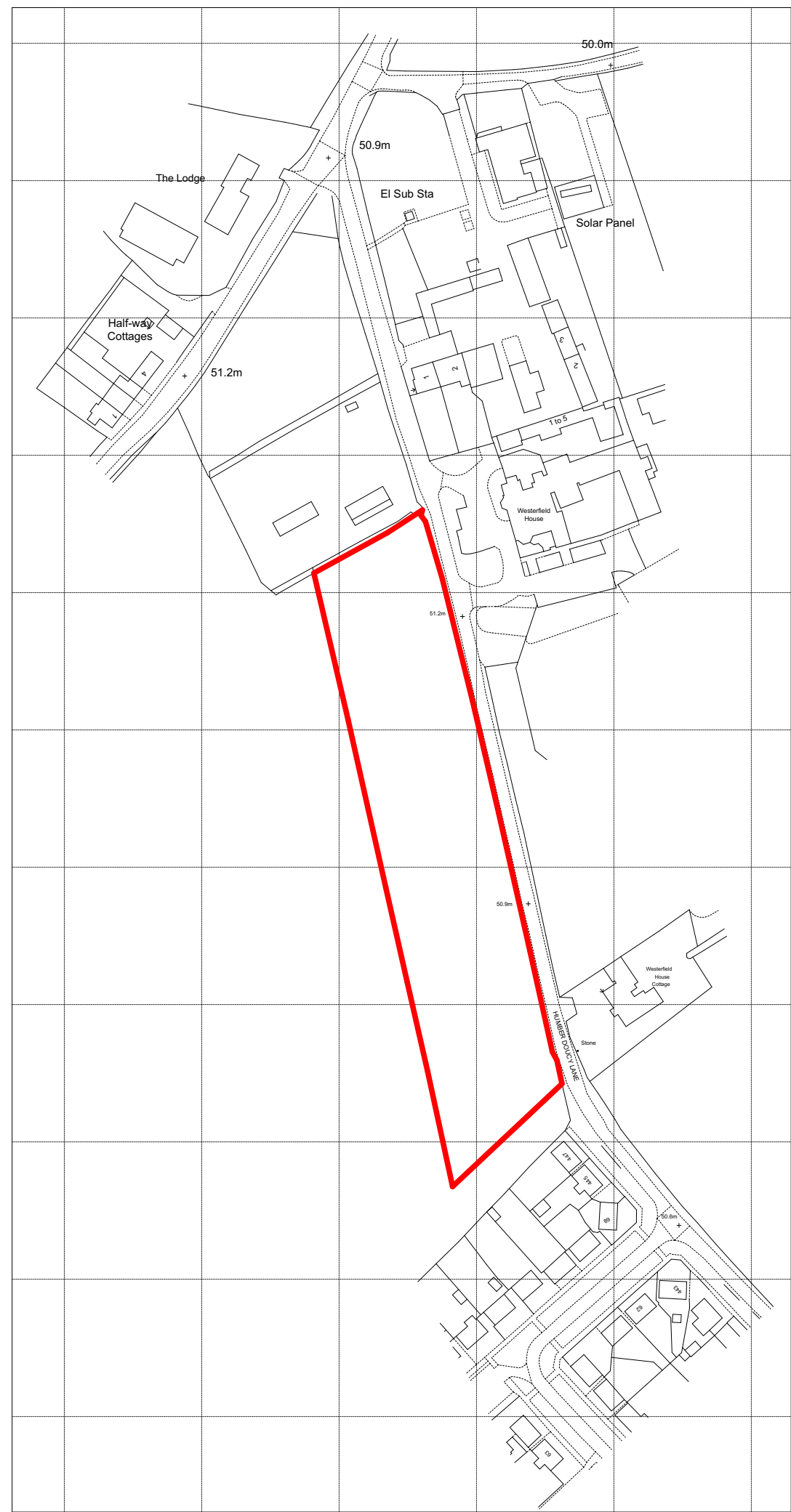
Drawing errors and omissions to be reported to the Designer.

This drawing is to be read in conjunction with all relevant consultants and/ or specialist contractors' drawings and documents. Any variations or discrepancies are to be reported to the Designer before works commence.

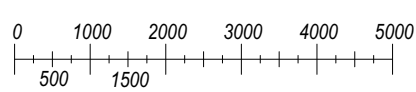
This drawing is to be used for the purpose of Planning and Building Control Approval only.

Amendments

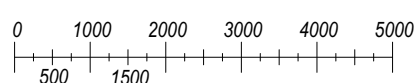
PROPOSED STREET SCENE ELEVATION
Scale: 1:250



EXISTING SITE SECTION
Scale: 1:100



PROPOSED SITE SECTION
Scale: 1:100



Site Location: Schoolfields
Humber Doucy Lane
Ipswich
Suffolk

Job Title: Site Development

Client:

Drawing Name: PROPOSED SITE PLAN,
AMENITY ALLOCATION LAYOUT
& STREET SCENE

PLANNING

Drawn by: Date:

Drawing Scale: As Shown At A0 Size

Layout ID: 24-001-PL-01A Status: Revision