



PLANNING COMMITTEE

Title of Report:

Planning Performance

Meeting Date

13th October 2015

Report Author and Tel No

Barry Reid
01502 523031

Is the report Open or Exempt?

Open

REPORT

Planning Performance (NI157) –

SPECIAL NOTE – MAJOR PLANNING APPLICATIONS – 1st July 2014 to 30th June 2016

The government are currently monitoring performance of all Local Planning Authorities (LPAs) on dealing with Major Applications. This monitoring is looking at the performance over a two year rolling programme currently running from 1st July 2014. LPAs that do not exceed 50% (recently increased from 40%) of applications decided within 13 weeks over the two years to 30th June 2016 are at risk of the government allowing developers to apply directly to the Planning Inspectorate for planning permission. Some allowance is given for any cases that involve an environmental impact assessment (EIA) or where an extension of time for consideration has been agreed with the applicant. This has been taken account of in the following figures.

The cumulative performance on Major Applications for the period from 1st July 2014 is being monitored and reported to Members.

The position as of the end of August 2015 is that there have been 32 Major Applications decided with 19 decided within the 13 week target or agreed extension of time. This gives a performance of 59.37% which is above the target.

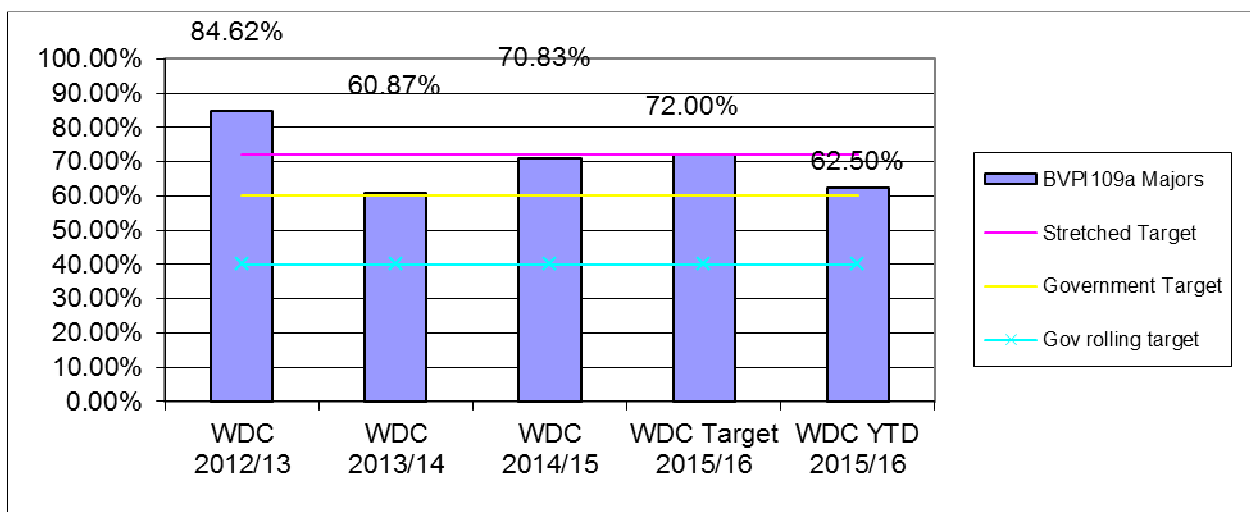
NI157 Performance Figures

Members are advised that the following NI157 performance data has not yet been subjected to a detailed quality check. An update will be included in future reports if it is found that amendments need to be made.

NI157A Major Applications – July 2015

There were 4 Major Applications decided in July 2015 with 2 of them determined within the 13 week target period giving a performance for the month of 50.00%. This is below the stretched target of 72.00% and the government target of 60.00%.

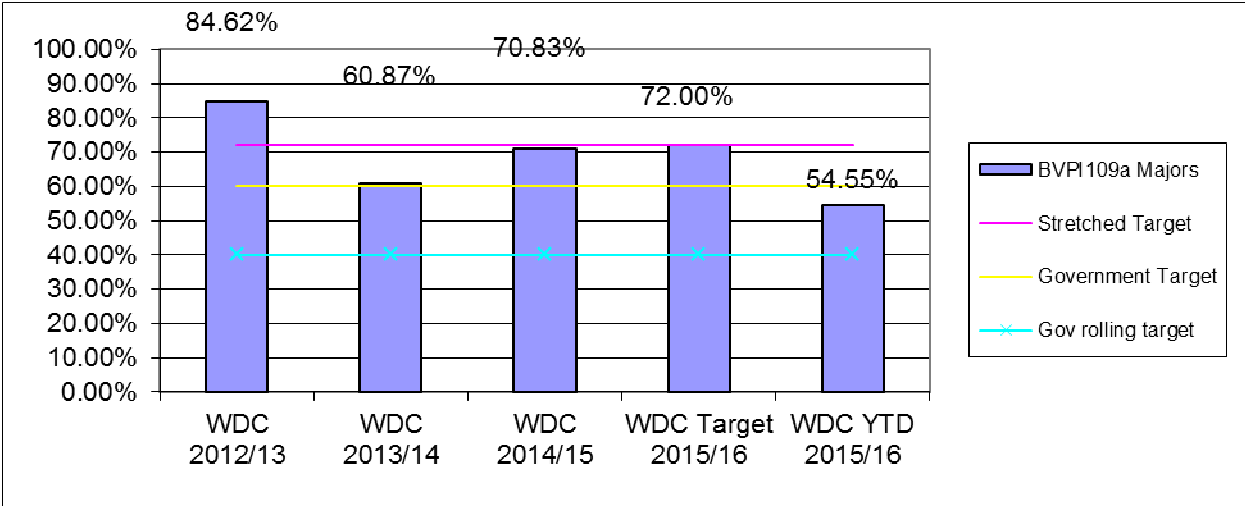
Year to July there had been 8 Major Applications decided with 5 decided within the 13 week period or an agreed extension of time. This gave a year to July performance of 62.50% which was below the stretched target of 72.00% but above the Government target of 60.00%.



NI157A Major Applications – August 2015

There were 3 Major Applications decided in August 2015 with 1 of them determined within the 13 week target period giving a performance for the month of 33.33%. This is below the stretched target of 72.00% and the government target of 60.00%.

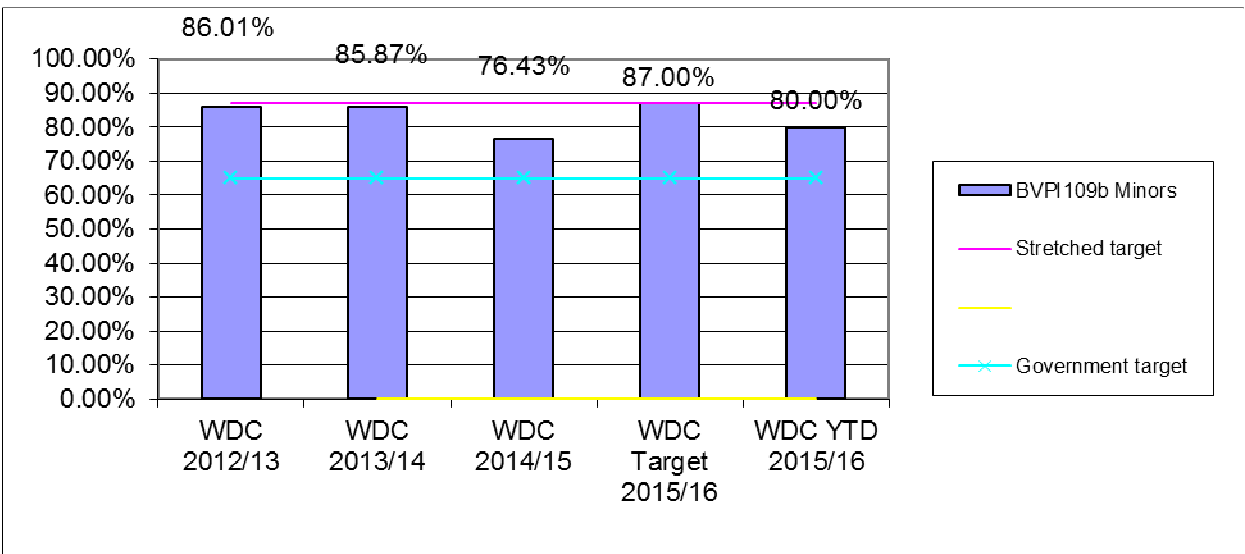
Year to date there have been 11 Major Applications decided with 6 decided within the 13 week period or an agreed extension of time. This gives a year to date performance of 54.55% which is below the stretched target of 72.00% and the Government target of 60.00%.



NI157B Minor Applications – July 2015

16 Minor Applications were decided in July 2015 with 11 decided within the 8 week target period or within an agreed extension of time. This represents a performance of 68.75% for the month. This was below the stretched target of 87.00% but above the Government target of 65.00%.

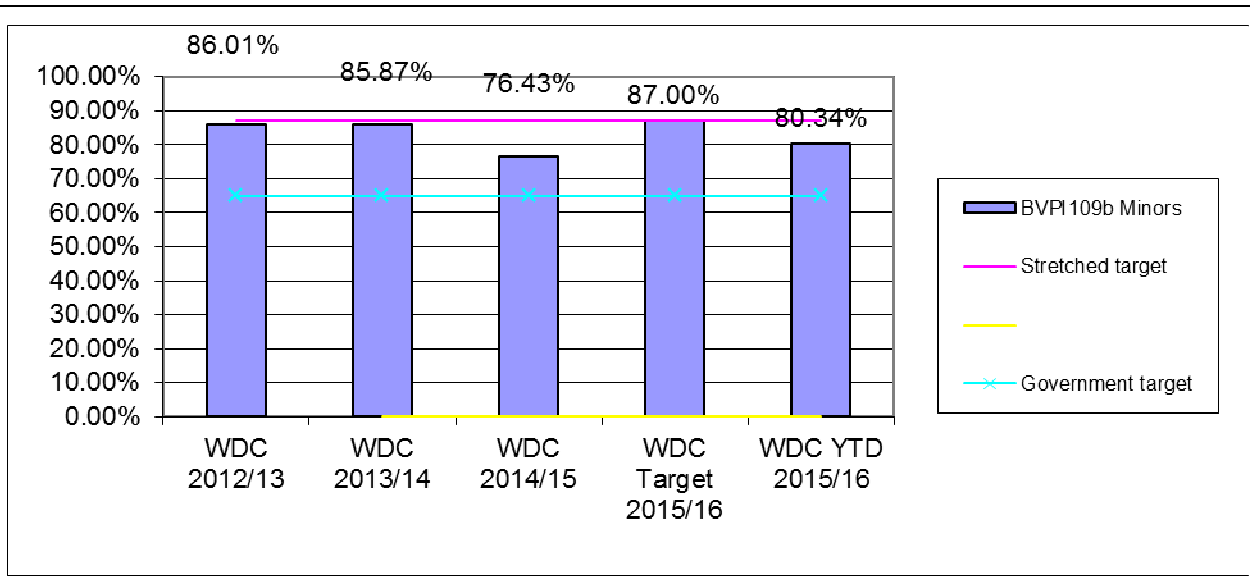
Year to July there had been 95 Minor Applications decided with 76 being within the 8 week period or agreed extension of time. This gave a year to July performance of 80.00% which was above the Government target of 65.00% but below the stretched target of 87.00%.



NI157B Minor Applications – August 2015

22 Minor Applications were decided in August 2015 with 18 decided within the 8 week target period or within an agreed extension of time. This represents a performance of 81.82% for the month. This is below the stretched target of 87.00% but above the Government target of 65.00%.

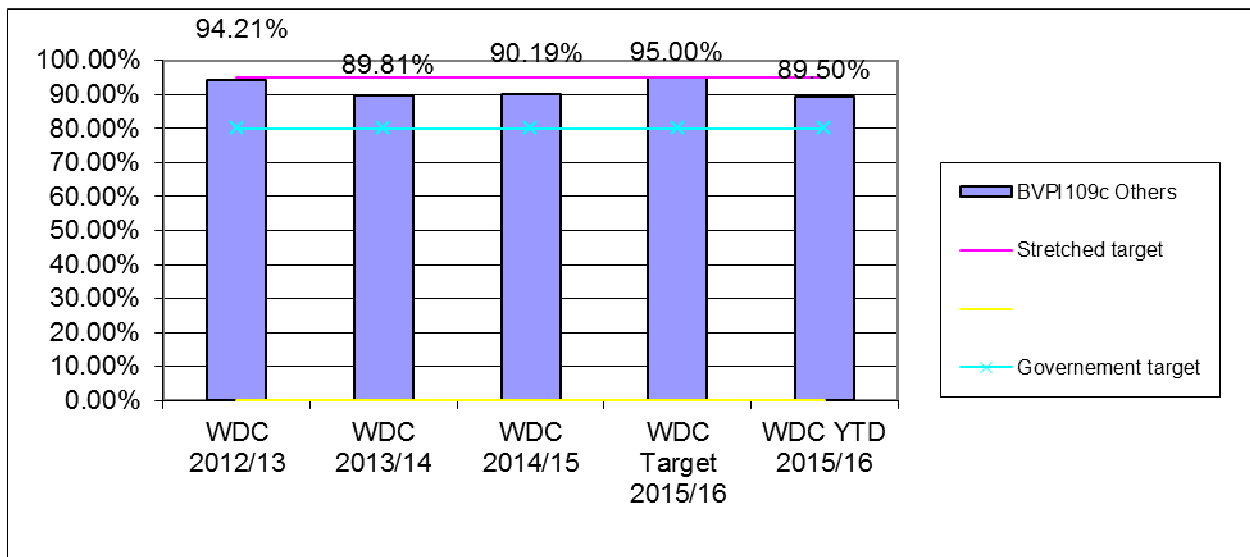
Year to date there had been 117 Minor Applications decided with 94 being within the 8 week period or agreed extension of time. This gives a year to date performance of 80.34% which is above the Government target of 65.00% but below the stretched target of 87.00%.



NI157C Other Applications – July 2015

55 Other Applications were decided in July 2015 with 53 decided within the 8 week target period or within an agreed extension of time. This represented a performance of 96.36% for the month. This was above both the Government target of 80.00% and the stretched target of 95.00%.

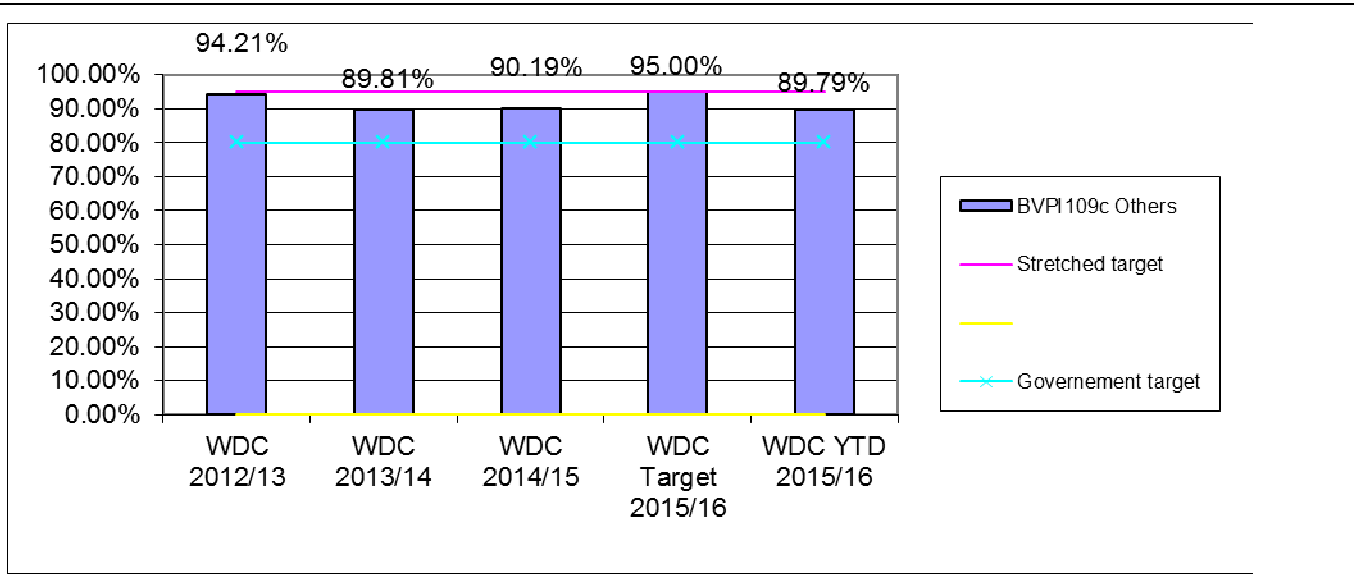
Year to July there had been 219 Other Applications decided of which 196 were decided within the 8 week target period or agreed extension of time. This gave a performance of 89.50% which was above the Government Target of 80.00% but remained below the stretched target of 95.00%.



NI157C Other Applications – August 2015

65 Other Applications were decided in August 2015 with 59 decided within the 8 week target period or within an agreed extension of time. This represents a performance of 90.77% for the month. This is above both the Government target of 80.00% but below the stretched target of 95.00%.

Year to date there have been 284 Other Applications decided of which 255 were decided within the 8 week target period or agreed extension of time. This gives a performance of 89.79% which is above the Government Target of 80.00% but remains below the stretched target of 95.00%.



Local Indicator BV204 Appeals – June 2015

There were 2 appeals decided during June. Both appeals were allowed conditionally giving a performance for June of 100% which is below the target of being less than 30.00%.

Local Indicator BV204 Appeals - Quarter 1 – April to June 2015

There were 3 appeals decided in Quarter 1. All 3 were allowed conditionally. This gave a performance for the quarter of 100% which is below the target of being less than 30.00%.

Local Indicator BV204 Appeals – July 2015

There were no appeals decided during July. This gave a performance for the month of 0% which is above the target of being less than 30.00%.

Local Indicator BV204 Appeals – August 2015

There were no appeals decided during August. This gives a performance for the month of 0% which is above the target of being less than 30.00%.

Year to date there have been 3 appeals decided. All three were allowed giving a year to date performance of 100% which is below the target of being less than 30.00%.

WDC 2008/09	WDC 2009/10	WDC 2010/11	WDC 2011/12	WDC 2012/13	WDC 2013/14	WDC 2014/15	WDC 2015/16 Target	WDC 2015/16 Year to date (August)
21.95%	22.58%	26.47%	24.00%	36.84%	30.00%	31.58%	Less than 30.00%	100%
41 cases	31 cases	34 cases	6 of 25 cases	7 of 19 cases	10 of 30 cases	6 of 19 cases		3 cases

RECOMMENDATION

To receive

BACKGROUND PAPERS

Date	Type	Available From
	Planning files	<u>Planning department</u>