

Waveney District Built Sports and Recreational Facilities Assessment and Strategy

Appendix 2: Audit and Assessment

September 2016



*Neil Allen Associates Registered Office:
20 Brook Road, Lymm, Cheshire, WA139AH
A limited company, registered in
England and Wales no. 616528*



Contents

Section 1:	Introduction	1
Section 2:	Sports Halls	2
Section 3:	Swimming Pools	25
Section 4:	Health and Fitness Centres	50
Section 5:	Studios	59
Section 6:	Squash	66
Section 7:	Indoor Bowls	75
Section 8:	Indoor Tennis	88
Section 9:	Specialist Facilities	96
Section 10:	Village and Community Halls	99
Annex 1		106
Glossary		107

1: Introduction

- 1.1 In February 2016 Waveney District Council and Sentinel Leisure Trust commissioned naa to work with them and produce a built sports and recreational facilities assessment and strategy for Waveney District. The overall objective is to assess the need for indoor sports and recreational facilities and set out the strategic direction for provision up to 2026 and beyond. The strategy will produce a suite of documents, which will individually evaluate the current provision of identified leisure facilities across the district in 2014/15. Each chapter will go on to model the respective leisure requirements of the population as it continues to grow to 2021/26.
- 1.2 This appendix sets out the Audit and Assessment, which has gathered the needs and evidence using relevant methodology and research tools, combined with facility inspections, and stakeholder feedback, which details both the current and future provision required to meet the sport and recreation needs of local residents now and to 2021/26. It also identifies the key issues from the detailed audit and assessment evidence and a range of broad options developed to address these key issues.
- 1.3 The key findings in this report are based on facility data provided by Sport England's Active Places Power website, which have been verified wherever possible by site inspections and other means. Some of the data was collected early in the planning process and may not be entirely current, but is considered sufficiently robust for the purposes of comparison with local provision. Other tools utilised in this audit include Sport England's Facilities Planning Model which is a sophisticated means of assessing current and future adequacy of sports facilities, and provides annual outputs as part of the National Facilities Assessment, the Sports Facilities Calculator, Active People Surveys and the Market Segmentation data for sport, all produced by Sport England.
- 1.4 This audit and assessment includes consideration of sports halls, swimming pools, health and fitness facilities, squash, studios, indoor tennis, indoor bowls and some specialist facilities. Brief consideration has also been given to the role of village and community halls in meeting the sports needs of the rural parts of the district, but a full assessment of these is outside the scope of this study.
- 1.5 The overall strategy conforms to the emerging Local Plan, and this assessment considers proposals up to 2021/2026, which is considered a realistic timescale within which to plan for sports facilities. Detailed modelling tools have restricted the facility planning horizon to this date. The supply of facilities does change and assessing changes in supply beyond ten years becomes very uncertain. In addition, the rates and frequencies of sports and physical activity participation change. For example, the rate of adult swimming participation at the national level and based on the Sport England benchmark measure of once a week has declined by 3% in the past ten years. The subsequent strategy suggests that proposals will need to be rolled forward as they are monitored over time.
- 1.6 The context for the assessment and strategy in terms of demography, other local socio economic factors, and sports participation are set out in a separate appendix.

2: Sports Halls

- 2.1 The data and assessments are taken from a variety of sources including local authority records, and Sport England's planning tools, including Active Places, Facilities Planning Model, and Sports Facilities Calculator. The data have been analysed separately, partly because the criteria for each tool differ slightly, but are brought together in the final assessment. Throughout this report, the assessment deals with the following topics in accordance with the guidance set out in 'Assessing Needs and Opportunities', produced by Sport England in 2014 – quantity, quality, access and availability.

QUANTITY

Map 2.1: Location and distribution of sports halls in Waveney



Table 2.1 Sports halls in Waveney

Site Name	Ward	Facility Sub Type	Marked Courts	Size m ²	Access	Ownership/ management	Year Built/ refurb
WATERLANE LEISURE CENTRE	Normanston	Main	6	972	Pay and Play	Local Authority/Trust	1980/2012
WATERLANE LEISURE CENTRE	Normanston	Activity Hall	0	161.5	Pay and Play	Local Authority/Trust	1976/2012
BECCLES SPORTS CENTRE	Beccles North	Main	4	594	Pay and Play	Academies/in house	1971/2008
BECCLES SPORTS CENTRE	Beccles North	Activity Hall	1	216	Pay and Play	Academies/in house	1971
EAST POINT ACADEMY	Kirkley	Main	4	603	Pay and Play	Academies/other	1960/2005
EAST POINT ACADEMY	Kirkley	Activity Hall	1	153	Pay and Play	Academies/other	1960/2007
ORMISTON DENES ACADEMY	Normanston	Main	4	561	Pay and Play	Academies/in house	1970
ORMISTON DENES ACADEMY	Normanston	Activity Hall	1	180	Pay and Play	Academies/in house	1970/2004
ST FELIX SCHOOL	Southwold and Reydon	Main	4	561	Sports Club / Community Association	Other Independent School/in house	2001
BUNGAY HIGH SCHOOL	Bungay	Main	4	594	Pay and Play	Academies/in house	1985/2007
BENJAMIN BRITTEN HIGH SCHOOL	St Margaret's	Main	3*	486	Sports Club / Community Association	Community school/in house	1980
BENJAMIN BRITTEN HIGH SCHOOL	St Margaret's	Activity Hall	1	216	Sports Club / Community Association	Community school/in house	1980
THE ASHLEY SCHOOL ACADEMY TRUST	Normanston	Activity Hall	1	247	Sports Club / Community Association	Academies/in house	2006
THE ASHLEY SCHOOL ACADEMY TRUST	Normanston	Activity Hall	0	180	Sports Club / Community Association	Academies/in house	1965
WORLINGHAM C OF E VC PRIMARY SCHOOL	Worlingham	Activity Hall	2	324	Sports Club / Community Association	Voluntary Controlled School/in house	2006
WORLINGHAM C OF E VC PRIMARY SCHOOL	Worlingham	Activity Hall	0	nk	Sports Club / Community Association	Voluntary Controlled School/in house	1970
BECCLES FREE SCHOOL	Beccles South	Activity Hall	1	180	Private Use	Local Authority/Trust	1950
BUNGAY MIDDLE SCHOOL	Bungay	Activity Hall	1	180	Private Use	Community school/in house	1939/1996

* After site inspection considered for the purposes of this study as 4 court, area 594m². Main halls in yellow

- 2.2 There are therefore 18 sports halls identified in APP of one court or more in the district (comprising 41 court equivalents, assuming that small halls above comprise one court), on 11 sites. Total floorspace (making some assumptions) is about 6500m². Two of these halls are only available in a private capacity.
- 2.3 Only 7 of the existing halls have four courts or more, including the main LA facility at Water Lane, and school/dual use halls at six school sites. Many of the halls on school sites have smaller capacities, including single court facilities, which limit the range of activities that can take place.
- 2.4 If only halls with 4 courts or more and in full community usage are included and an allowance (50%) is made for halls not in secured community use (school halls at East Point, Ormiston, St Felix, Benjamin Britten and Bungay HS)), there are in reality 20 courts available to the community, the equivalent of 5 full size (4-court) halls (or 3000m²).

Description of main sports halls

- 2.5 The main four-court sports halls with significant community use are considered in more detail below:

Water Lane

Waterlane LC has a 6 badminton court size sports hall with a terraflex floor surface. The main uses are for badminton, five a side football, circuit training, larger size exercise fitness classes, martial arts, table tennis and indoor cricket in the winter. There is limited use for other indoor hall or court sports. The sports hall is used by 6 indoor sports clubs on a regular basis, mainly badminton. There is a 9m high climbing wall in one corner of the sports hall and when in use this can restrict use of the main hall and take out one badminton court.

Use is mainly from the Lowestoft area but the arrangement where all members of the Sentinel Trust managed facilities can use any venue has meant an increase in bookings and club use from clubs in the GT Yarmouth area. Waterlane is the largest sports hall in the district and does cater for events, but limited use.

The hall is sub divided and let as a 4 and 2-court hall for most of the weekly peak period. The recent modernisation of the Waterlane centre did include minor works to the sports hall in re-decoration. This led to a grant from Badminton England who invested in re-decoration of the walls in colours to suit badminton use. There is a need to upgrade the lighting system and consider the need for a sprung timber floor. However, this is not the preferred floor surface for some users, notably indoor cricket.

Conclusion – the main sports hall venue for Waveney District but the catchment area is the Lowestoft area in providing a large venue for the town for community recreation. Modernisation of the hall lighting and flooring is required but this could deter some users who prefer the current floor surface. The size of the hall does allow for flexible use for more than one activity at any one time – the only venue in Waveney that provides this opportunity. The climbing wall is an asset but can preclude use of one court for hall sports activities.

Beccles SC

Beccles Sports Centre at Sir John Leman School comprises a 4 badminton court sports hall, with a solid floor, and a small 13m x 8 m activity hall, as well as other facilities including one squash court, a small scale health and fitness in alcove area off main circulation corridor,

with around 12 pieces of cardio vascular equipment area, and outside one 60m x 40m floodlit astro pitch, one 30m x 20m unlit astro area and three unlit hard courts. There are 4 changing rooms for indoor and 3 for outdoor for adjacent all weather and hard court areas. The sports area indoor and outdoor is separated from the main school building and has a car park immediately in front of the entrance to the indoor facilities.

Potential additional facilities/improvements identified by staff include refurbished circulation areas, receptions and changing, and the main focus is on improving the quality of the existing facilities.

Management – the facility has a dedicated community sports manager and three people for managing outside and indoor facilities. Community use hours are 4.30pm – 9.30pm weekday evenings and weekend days. The facility has established club use for regular lets and long term bookings. Actual current usage is for 6 days a week (plus weekend on request) from 5 – 9pm with estimated 60% usage. Clubs include 5 a side, casual badminton, basketball, hockey training. The community offer is an integral part of the school. It is the only sports centre in Beccles and is size and operation a community sports centre.

Conclusions – the indoor sports building was opened in 1981 and underwent a modernisation programme in 2008. Small areas of the building have been converted to other uses, for example the gym area. The sports facilities are located well away from the school buildings and there is ease of access/use/separation from the school itself. The centre is located on the outskirts of Beccles. There is a strong commitment to community use with the employment of a sports lettings manager and two assistants. Strategy focus should be on improvements to the quality of the sports hall venue, possibly upgraded sports lighting and flooring and changing accommodation improvements. It is a community sports centre and offers a size and mix which can provide for most indoor hall sports at the community level, so it is an important venue to meet the needs of indoor hall sports and clubs in the Beccles area.

East Point Academy

East Point Academy is the former Kirkley HS which was academised relatively recently under the auspices of the Inspiration Trust. All of its sports facilities were devolved to the Nuffield Trust for management in community time. A five-year contract with Nuffield Health, commenced in 2014.

Facilities include a sports hall with 4 courts (built on a Suffolk CC model with brick walls), 1 court gym, based on previous school gym, health and fitness gym with 27 stations and free weight area and one dance studio. There are changing facilities and a separate entrance area, and the facility also comprises outdoor pitches/courts, astro, athletics club. (there is a gymnastics centre on site managed separately).

Planned/completed improvements include H&F gym already improved with new equipment and re-decoration of the gym and floodlights improved on astro and hard courts. No specific improvements are scheduled for the sports hall and gymnasium Quality - the gym equipment is good, as are the gym, dance studio and circulation areas. Nuffield have invested in areas which will attract participants/memberships and where they can secure a return. The sports hall and school gym are not good quality – there is a need for improved lighting and improvements to flooring – stripped/re-varnished and re marked.

Usage/Management – the hall and gym are managed in CU time by Nuffield Health, financial arrangements are devolved entirely by school to NH, with a profit sharing scheme above a certain level of income/profit (not yet achieved). Previously facilities were run by Kirkley HS at a loss. A 5-year contract is in place, currently in year 2.

Membership of the gym is 150 members. Membership turnover is difficult to establish as upgrading of the gym occurred only recent. The facility catchment area is very local to school – 1-2 miles and does not involve travelling across Lowestoft. Clientele is mainly participants who want a gym which is local/easy to access early weekday evenings – they wish to do activity and leave, and are not looking for add-ons such as a pool, spa/treatments etc.

CU time starts at 5.30 onwards. Membership fee for use for gym is £25 (cheaper than other venues in town), casual and block bookings for other facilities Prices – whole hall/court - £23 + VAT/£7.80/£6.50. Staffing comprises 1 FT (manager) and 5 PT including instructors. Users – Waveney Valley Athletics Club, gym and hall, Waveney Badminton Club (1 x 2 hrs per week), Badminton Club (1 x 2 hrs per week), remote control car club. Ad hoc bookings e.g. cricket nets. Classes in studios. Promotion/marketing – since Jan 1 social media campaign through marketing company, leaflet drops not worked.

The centre and its management have no relationship with Sentinel/Waveney District Council.

Conclusions – there is some/much spare capacity which may be filled by more aggressive marketing in time. The sports hall is not in good condition and requires refurbishment. It is considered unlikely that Nuffield would invest in improvements (beyond normal branding) because of length of remaining contract. The facility is located on the 'right' side of the river. Potentially plays an important role in CU among certain groups, particularly for health and fitness, but questions about long term future. Continuity will depend on Nuffield Health maintaining gym memberships and securing a return on its (limited) investment. Unlikely to invest in other indoor sports facilities – sports hall and school gym as they do not offer a return. Outside facilities especially the AGP create more critical mass for Nuffield.

Ormiston Denes Academy

This is a relatively newly established academy under the auspices of Ormiston Trust, with less than 1000 students, aged 11-16. The sports hall is named the Ormiston Community Sports Centre and branded as such. Facilities include 4 courts sports hall, small school gym (sprung floor), fitness gym small with 12 stations, dance studio plus main school hall, available for shows and exhibitions and extensive outdoor grounds with grass pitches and astro (funded through FF and FA).

Management – staffed by manager/deputy manager plus others. Purports to cover all costs, but heating, lighting etc subsumed into school budget.

Availability to community – 5-10 pm evenings all year, weekends on demand (9 am -4 pm) for all sports facilities. Sports hall and other facilities at Denes have a small catchment because of the proximity of Waterlane leisure centre.

Usage – roller skating (Wed even, Sat 9-4, Fri evenings. Long term established let and very popular activity, solid sports hall floor makes it very suitable for roller-skating), badminton, cheerleading, indoor football, martial arts, zumba/aerobics in studio. Plus, football on

astro. Some spare capacity, and academy would like to take more users. No groups are turned away at present. Mainly done on a block booking system.

Condition – mostly built in 1970s, studio adapted later. Typical Suffolk style and construction. School gym requires refurbishment. Plans for improvement includes internal redecoration. Changing accommodation ok quality but needs upgrading.

Liaison with Sentinel/WDC is limited, with NGBs work to relevant guidelines.

Conclusions - probably the school/academy with the best opportunity to develop community use, with a wide range of facilities, and eager and keen staff. Very much focused on the business operation and programming of the venue does reflect income generation. Roller skating would like more time but other sports/activities develop more income. Need to address accessibility, and develop a wider programme/better coordinated management. However close to Waterlane. School would like to develop further its outdoor courts, which could improve the community offer.

St Felix School

School roll about 300, including 100 boarders and 200 from local catchment. Age range – pre-prep to 18 years old. Child safeguarding not highlighted as a problem with regard to community usage, but needs to be considered in any strategy for facilities. Residences for boarders are close to the sports facilities.

Facilities include 4-court sports hall, capable of use for indoor tennis (1), full court basketball/volleyball/5 a side, 1 indoor hockey, 1 netball, 4 indoor cricket nets. Probably the largest 4 court hall in the district and has potential to provide for District wide competition. In addition, there are a pool 25m by 5 lanes - with depth range of 0.8m to 1.2m (good quality), 4 squash courts, health and fitness gym (about 20 stations), and changing rooms, but no studio, although there is use of old school gym and other areas (e.g. theatre). There are also outside tennis courts and numerous grass pitches.

There are no committed/planned improvements to the existing sports facilities or new facilities, but the school is at an early stage of considering the sale of (unused) playing fields/equestrian land for development. If this happens there could be scope from a capital receipt to fund improvements to the existing sports facilities stock or add a full size AGP. The school is considering the feasibility of a clear domed indoor facility (there are examples at independent schools elsewhere).

Access to other funding is limited for capital works, school has falling rolls and small numbers.

The sports facilities are available/accessible via a separate access from the school parking area, and segregation of CU and school use is possible. Condition is generally good, with full disabled access throughout, with ramps etc, but access to first floor viewing not available.

Curriculum needs for sport are met – some timetable clashes but generally enough to meet school's needs (but would like 50m pool, as a very strong swimming school!!). For community use, the school day finishes at 4.50, and community use programme available after that. The main users current users are tennis coaching/mini tennis, Southwold cricket club (nets), junior football training, basketball and badminton. It is perceived that there is little spare capacity, but in reality there is likely to be relatively little structured CU. Mainly free access to users – school charges £20-30 per hour, but much use secured only for

students. There is no CU in the summer, and little at weekends, though the hall is considered available.

Management is undertaken by the lettings officer, who reports to a lets committee. There is no marketing or promotion, and little public awareness of the facilities at the school. There is a compartmentalised management structure and philosophy. The school has little or no contact with Waveney DC/Sentinel LT. The school philosophy is centred on the school not the community. Overall the school is responsive to requests for community use but not a business centred approach. There is a potential problem of access at exam time.

Conclusions – the school facilities are the only ones in the Southwold area, and are generally in good condition and perfectly suitable for community use. However, the amount and degree of CU is limited to very few clubs, and despite comments, there is spare capacity. There appears to be internal disagreement about the use of facilities by the community, and a protective attitude towards particularly the pool. Only with coordinated management, promotion and marketing could St Felix School provide a full CU programme. However, the facilities are present and offer a better solution to meeting community need than extensive new facility construction.

Bungay HS

This is a newly academised high school with 1300 students including 6th form, with an age range from 11-18. Sports facilities include a 4 court sports hall (typical Suffolk 1970s construction with a solid floor and balcony viewing), health and fitness suite (very old equipment of only 12 stations and only used for school PE curriculum purposes), school gymnasium and changing rooms for school use. There is also an outside mini astro without floodlights and sports pitches. The sports area is detached from the school with good access from parking area at back of school buildings.

Potential additional facilities/improvements required are more indoor space (the school is currently in process of improving reception area and sports hall floor with stripping, re-varnishing and new markings), dance studio, for school (and potential CU) and refurbished H&F area (currently upstairs from the sports hall).

The facilities are currently open 6 days a week (plus weekend on request) from 6-10pm, with estimated 60% usage. Not available to community for 6-8 weeks a year due to exams, and no holiday use. Clubs include 5 a side, cricket nets, casual badminton, basketball, hockey training. Intend to continue CU in future, and CU is attractive to school, but local people are said to be unwilling to pay a commercial rate for use. Pricing may be the issue and there may be a need to review the pricing in relation to the offer so as to achieve a balance that increases usage but also meets the school's income targets.

Management – finance officer keeps a diary, bookings are taken and casual staff are booked or users have key to lock up, most booking are regular term- or even year-long lets.

Conclusions – this is the only main indoor space in Bungay for a local population of about 5000, plus villages around. The facilities are in acceptable condition and the works on improving the sports hall and repainting of the circulation areas and changing will give a big lift to the appearance to users and appeal to clubs. The school management is interested in the strategy and in particular the opportunities and benefits to the school. School staff are very keen to promote and further develop community use. The strategy

needs to address condition, usage, management to meet Bungay's needs for indoor sports space.

Benjamin Britten High School/Academy

Former high school recently academised under auspices of Hartismere Trust (Eye), only two schools in partnership. Current school roll of 700 students, years 7-11. Sports facilities include 4 badminton court sports hall (solid floor), 1 court gym, sprung floor, small scale health and fitness suite in separate room off main circulation corridor, around 30 pieces of cardio vascular equipment, only in use by school (very old equipment and not suitable for use by the public), 2 changing rooms for indoor and outdoor sports (There is an additional small hall at former Foxwood MS, now part of BB, but not seen).

The indoor sports area is self-contained within the school grounds and separate from the main school buildings, and has a car park immediately in front of the entrance to the indoor facilities.

Usage – available 5 evenings per week, from 5.00 to 9.00 pm, for variety of activities, including cricket (nets in winter), men's keep fit, football, basketball, table tennis. Mainly use the main hall, although gym is used 1 evening per week for TT, and all club bookings through school lettings manager. No use weekends, probably because of management issues. Actual usage very low – Mon empty, Tues booked 4 hours, Wed-Fri spare capacity (Thurs/Fri winter cricket). No use in school holidays and during exam times.

Condition – generally fair/good, and some improvements currently underway/planned (e.g. new corridor ceilings, doors painted). Recently resealed sports hall floor.

Conclusions – typical school sports hall, with ancillary facilities like gym and health and fitness. Primarily used by school, and although theoretically available for the wider community, in reality little usage, and then only by a few clubs. Condition relatively good, and block of sports facilities on the academy site are easy to segregate for wider use. Strategy focus should be on improving accessibility to the facilities for wider community use. It is a school sports hall, but of a size and mix which can provide for most indoor hall sports at the community level, plus a smaller hall and health suite. Needs to be considered as a potential additional 4 court resource, but subject to the school being able/willing to promote more widely (e.g. like Ormiston Academy). Well located with extensive housing surrounding the site, though possibly too close to other school halls to have a unique walking catchment area.

- 2.6 **Other sports halls in the wider area** - In addition to the sports halls in Waveney, there are a number of other sports halls outside but on the edge of Waveney, which could accommodate Waveney users if required. In particular, these include school halls in Great Yarmouth and Loddon, though it is considered that the range of facilities on these sites, the distance from the main centres of population in Waveney and their current availability to the community mean that in reality they make little contribution to the needs of Waveney residents for sport on a regular basis (see FPM analysis overleaf).
- 2.7 **Facilities per 1000 population** – a manual calculation of the pro rata provision of sports halls in Waveney and the neighbouring LA areas reveals the following (the totals include all facilities with 4 courts or more on the database that are currently in operation/under construction and not in private use):

Table 2.2: Relative provision of sports halls

	Population 2015	All main halls 4 cts and more	Courts	Main courts/10000
Waveney	116,176	7	30	0.26
Suffolk Coastal	125,167	13	56	0.45
Mid Suffolk	99,121	5	20	0.20
Gt Yarmouth	98,914	8	33	0.33
South Norfolk	130,619	9	36	0.28
Suffolk	742,765	56	246	0.33
East region	6,051,427	386	1775	0.29
England	54,669,203	3800	17273	0.32

- 2.8 Local provision in Waveney for main halls of 4 courts and above is therefore below the national, regional and county averages, and also lower than exists in all neighbouring LA areas, except Mid Suffolk. Relative supply of sports halls is therefore comparatively low.

QUALITY

APP data

Table 2.3: Age of sports halls

	Built	Refurbished
<1979	9	5 (2004/5/7/8/12)
1980-1989	4	2 (2007/12)
1990-1999	0	
2000-2009	3	
2010-	0	

- 2.9 The APP database on age demonstrates that most facilities in some form of community use were provided 30 years or more years ago, albeit that the main 'public' centres offering significant community use have since been refurbished, in the case of Waterlane fundamentally, in other instances more superficially or cosmetically. Generally, quality as determined by the age of sports halls is considered no better than average overall.
- 2.10 **Site inspections** - All main sports halls were visited and a general visual/non-technical assessment of quality undertaken, which took into account age, range of facilities, physical condition, access and the range of activities accommodated on site, to give a quality score which embraced condition and programming/use. The summary of these scores is set out in the table below. The total maximum score available within this methodology is 30.

Table 2.4: Quality assessment of main sports halls

Name	Total	Age	Facilities	Changing	Disabled access	Parking and outside	Programming
Waterlane LC	30	5	5	5	5	5	5
Beccles Sports Centre	24	4	4	4	4	4	4
East Point Academy	23	4	4	4	4	4	3
Ormiston Denes Academy	22	3	4	4	4	4	3
St Felix School	21	4	3	4	4	4	2
Bungay HS	22	4	3	4	4	4	3
Benjamin Britten School	21	3	4	4	4	4	2

- 2.11 Clearly the refurbished Waterlane centre is the newest hall, and this is reflected in the overall quality assessment. All the other halls score fairly consistently, and their overall condition and fitness for purpose are affected by their age, and in particular the range of activities undertaken there.
- 2.12 **Overview of quality** - Existing sports hall facilities are considered to be in no better than fair condition overall, and the challenge of an ageing stock in general is one that will have to be faced over the duration of the strategy.

ACCESSIBILITY

- 2.13 No detailed assessment of accessibility was undertaken (because accessibility mapping is no longer available from Active Places), but map 2.3 below shows that the entire district is within a 20-minute drive of a 4-court hall (both within and outside the district), and in some cases, particularly in Lowestoft of more than 1 hall. A high proportion of residents in most main towns are within a 20-minute walking catchment, although Halesworth is less well provided.

AVAILABILITY

- 2.14 The three key areas that affect the availability of a facility are:
- how much a facility is actually used, how full is it?
 - how much a facility could be used?
 - what scope there is for increasing its availability?
- 2.15 These factors are considered in general in the section above on quantity of facilities. They are influenced by a number of factors, including:
- The management and ownership e.g. whether facilities are public, private or education based. Only one of the main sports halls (plus its ancillary hall) in community use is owned and managed by the local authority/Trust - the remainder are on school/academy sites and run in house (with the exception of East Point Academy which is managed by a commercial leisure operator). On the latter sites, school use is a priority in curriculum time, and community use is restricted to evenings, weekends and holidays (though this is variable)

- A programming and sports development policy e.g. is availability given over to specific sports, initiatives and range of activities at certain times? Some facilities may be programmed only for specific sports, users or activities. All existing sports halls are in fact available for general use, and none is restricted to particular groups at present, though in reality there are specific sports users at some of the school halls. However only the main halls at Waterlane can be considered to have a full sports development programme in any sense
- The cost of use e.g. a high cost may result in a facility having very little use. There is no evidence that pricing is restricting usage of the existing sports halls in general, though some hearsay suggestion that some schools can price clubs and other users out of the local market in some cases
- Patterns of use e.g. a popular facility that is always full, a facility that is heavily used but only for a limited period across the week, is the nature of use changing over time? Again there is no evidence that facilities differ in these respects
- Hours of use e.g. opening times available for public use, this will be linked to the programming policies above. Hours of use vary across the board – the main halls at Waterlane are fully available to the community until late in the evening, whereas many of the school halls have restricted opening, and only then after school use is finished
- Facility design e.g. the physical design and layout of a facility may limit or prevent use by specific users. All halls are built to more or less to a conventional design with 4-6 courts offering a standard layout and full accessibility to host sports requiring a full sized hall.

2.16 These factors affect the availability to the user for the facility, but there is no evidence that they prevent any facility being used completely, and therefore impact on the overall capacity of the facility. The only restrictions at present would appear to be the need for some of the school halls to be available for exams at certain times of the year and therefore unavailable for community use for sport.

DEMAND

Sports Facilities Calculator

2.17 The SFC is primarily intended to estimate the demand for facilities in discrete areas e.g. it is useful in determining the likely demand for halls from the residents of new housing growth. With some provisos it can be used to give a broad estimate of the demand over a local authority area, though it takes no account of demand across LA boundaries, quality of facilities and detailed opening times.

2.18 The SFC estimates that at present (with the latest population estimate of 117,600 in 2016) there is sufficient demand in Waveney at normal participation rates for about 8.5 sports halls, or about 34 courts (the equivalent of about 5100m² of floor space) in community use (representing about 7500 visits per week in the peak period).

Future demand

Table 2.5: SFC calculations for sports halls

	Population	Halls	Courts	m ²	Visits per week
2021	120,600	8.8	35	5200	7650
2026	123,600	9	36	5350	7850

- 2.19 The projected estimates of future demand from this methodology result in a small increase in future sports hall provision, but in reality this is likely to be mitigated by a declining population in the age band that is more active in hall sports, leading to slightly reduced demand for sports halls.
- 2.20 These compare with current provision of about 6000m² of sports hall space (in the APP assessment) or 3000m² of floor space in halls of 4+ courts halls/courts in full community usage. On this crude assessment, total provision in all halls at present meets the current requirement, but there is a shortfall of about 3000m² of floorspace in larger 4 court halls in community use. In the future, the shortfall changes little as population ages. A fuller assessment is required to consider the actual availability of sports halls throughout the day, hours of usage, location in terms of demand, age and condition. This assessment is set out below under the FPM section.

FPM assessment

- 2.21 Sport England's FPM runs undertaken as part of the National Facilities Audit were first produced in April/May 2008, and have recently been refreshed (January 2016). The assessment for sports halls includes all halls of 3+ courts, and in Waveney's case, this includes the main sports centres, and a number of schools, which are weighted to reflect lower usage. The analysis is based on national participation rates for sport, although Waveney participation (in both sport overall and for indoor sports) is in fact slightly below national rates, and may therefore overestimate the demand for sports halls. The great benefit of this tool is that it assesses demand and supply across LA boundaries and takes into account catchments and capacities of existing centres. It is based on the database of facilities contained in APP current at the time (January 2016). (NB the assessment for Waveney was re-run to take account of inaccuracies in the original national run).
- 2.22 This assessment deals with fewer facilities than the APP analysis above and excludes sports halls that are deemed to be either solely for private use, too small (i.e. less than three court size) or where there is a lack of information, particularly relating to hours of use. The facilities therefore included and excluded are set out in the tables overleaf.

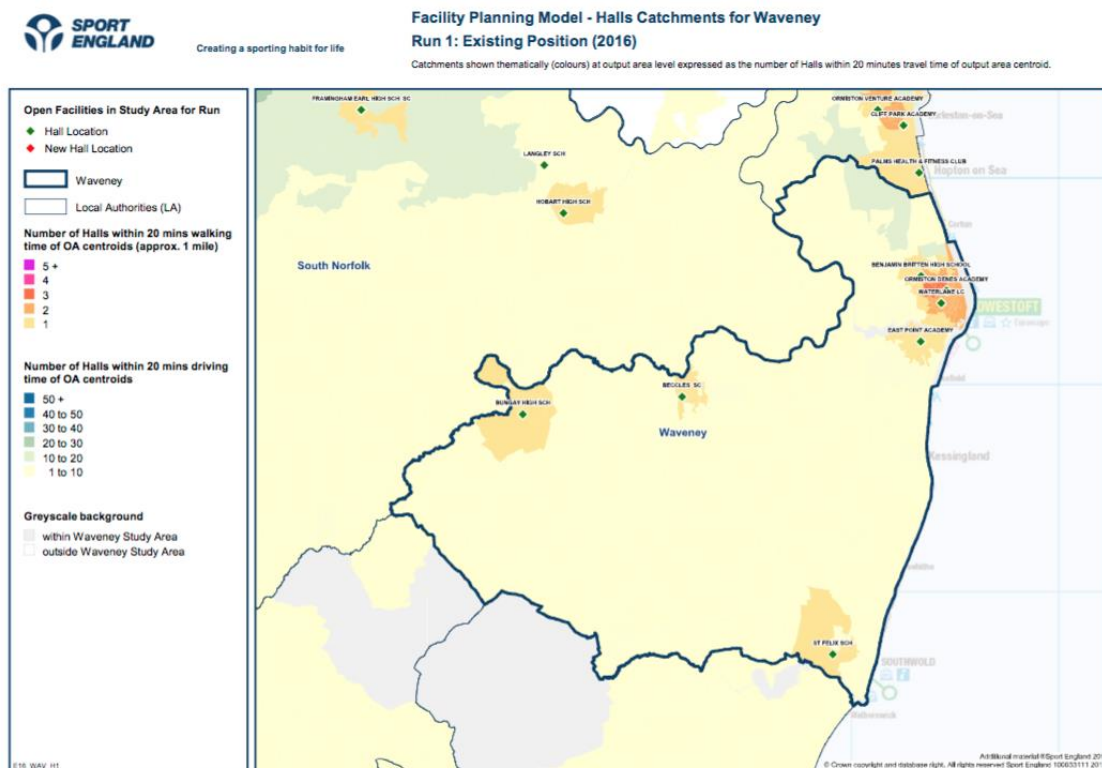
Halls considered in assessment

Table 2.6: Sports halls considered in FPM assessment

Name of facility	Type	SITE YEAR BUILT	SITE YEAR REFURB	WEIGHT FACTOR	PUBLIC/ COMMERCIAL	MANAGEMENT WEIGHTING CURVE	HRS in PP	TOTAL HRS AVAIL	Facility Capacity - vpwpp	% of Capacity used
BECCLES SPORTS CENTRE	Main	1971	2008	42%	P	L	43	56	1,868	64%
BECCLES SPORTS CENTRE	Activity Hall						43	56		
BENJAMIN BRITTEN HIGH SCHOOL	Main	1980		34%	P	L	33	39.5	1,236	33%
BENJAMIN BRITTEN HIGH SCHOOL	Activity Hall						33	39.5		
BUNGAY HIGH SCHOOL	Main	1985	2007	45%	P	L	30	39	720	100%
EAST POINT ACADEMY	Main	1960	2005	36%	P	L	36.5	38	1,467	78%
EAST POINT ACADEMY	Activity Hall						36.5	38		
ORMISTON DENES ACADEMY	Main	1970		28%	P	L	43	45	1,729	26%
ORMISTON DENES ACADEMY	Activity Hall						43	45		
ST FELIX SCHOOL	Main	2001		46%	P	L	25	31	600	79%
WATERLANE LEISURE CENTRE	Main	1980	2012	89%	P	H	45.5	101	2,124	100%
WATERLANE LEISURE CENTRE	Activity Hall						45.5	101		

2.23 All other halls set out in table 2.1 above were excluded because they were too small or otherwise did not meet FPM criteria.

Map 2.2: Location of existing halls and catchments

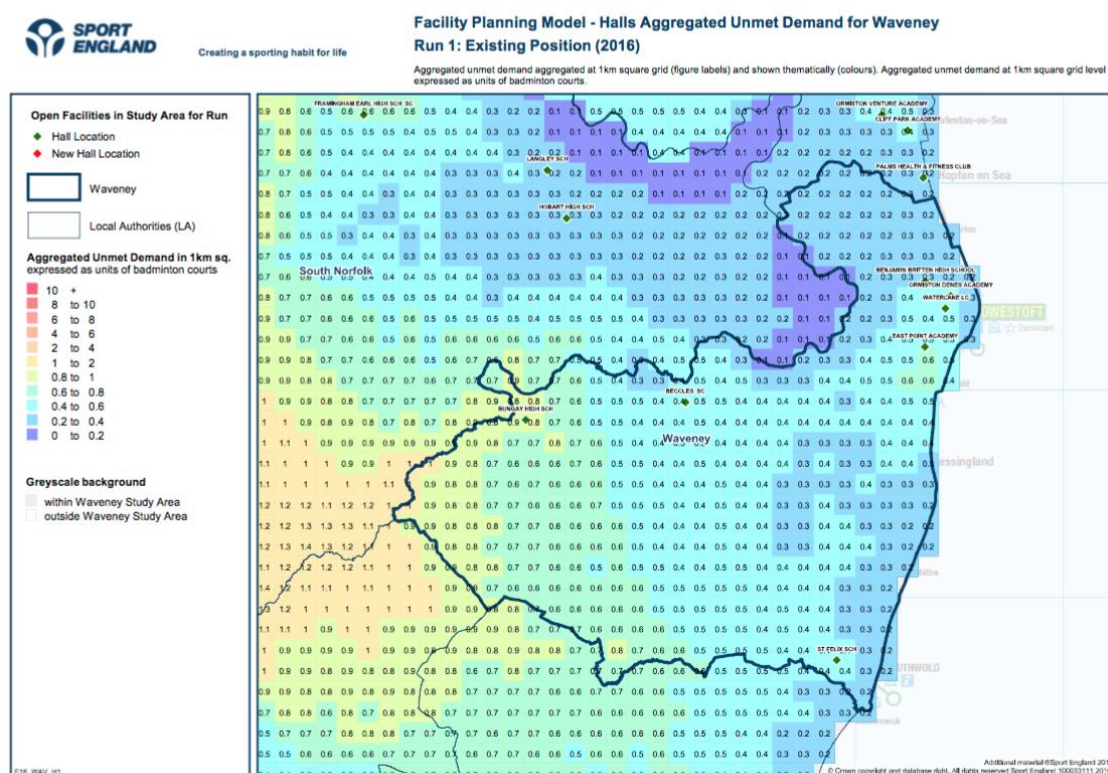


Summary and Conclusions of FPM assessment

- Supply** – Waveney has a supply of 12 sports halls on 7 sites. These halls provide a total of about 43 courts based on the standard badminton court size. The provision in the district equates to 35.7 courts (scaled to take account of the hours available in the peak period) with capacity to accommodate 9,750 visits per week in the peak period (vpwpp).
- The overall provision in the borough equates to 3.67 courts per 10,000 residents, which is significantly lower than the average levels for England and the East of England (4.14), and below the figure recorded for three of the four adjoining neighbouring authorities used for comparison purposes.
- Demand** equates to 6,650 visits per week in the peak period, or 30.35 courts taking into account a 'comfort factor'. This results in an indicative surplus of over 5 courts when looking in isolation at the demand/supply balance within Waveney. For comparison, the neighbouring local authority areas each have an apparent surplus of 3-9 courts, with the exception of Mid Suffolk, which has a small shortfall. It should be noted that these figures do not take into account cross boundary movements or the attractiveness of facilities in terms of quality and accessibility, so need to be treated with caution and are only given for broad comparison.
- Satisfied demand** (demand from Waveney residents that is being met by the available supply within and outside district boundaries) equates to 3,950 visits in the peak period, or 89.5% of total demand generated, a figure that is slightly lower than national and regional averages, and within the range of all 4 neighbouring LA areas.

- Unmet demand** is therefore calculated at about 10.5% of total demand generated from Waveney residents, or 700 visits per week in the peak period. This unmet demand equates to a total of about 3 sports hall courts (with a comfort factor added), and very similar to the unmet demand in neighbouring LAs. This is relatively evenly spread across the district, with slightly higher levels in the far west of Waveney, though in no area is unmet demand more than the equivalent of 1 sports hall court.

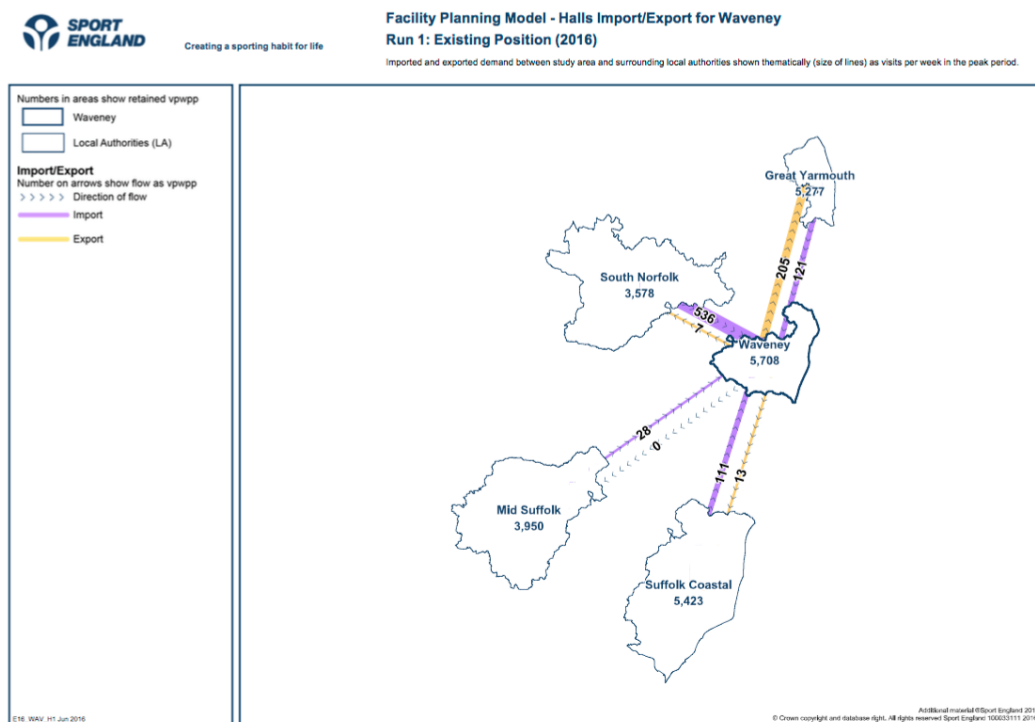
Map 2.3: Aggregated unmet demand for sports halls in the Waveney area



- 97% of the unmet demand is from residents who live outside the catchment of a facility as opposed to a lack of capacity at those facilities (3%) – that is, people cannot access a hall because of distance rather than the halls being full. This differs slightly from the national average, which calculates that 23% of unmet demand is due to a lack of capacity at existing facilities, and the regional average of 11%. Most of those outside the catchment of a main hall (considered in the model) have no access to a car, but there is a significant proportion of car users, suggesting the lack of facilities in rural area.
- Used capacity** - halls in Waveney operate at an average level of utilised capacity of 67% which is around the national and regional average, and significantly lower than the nominal figure of 80% which indicates that a facility is uncomfortably full. Of the individual halls, Waterlane is estimated at 100% capacity, as is Bungay High School (although the capacity of this school hall is very low). All the other halls are operating at well below the 80% comfortable level of use.

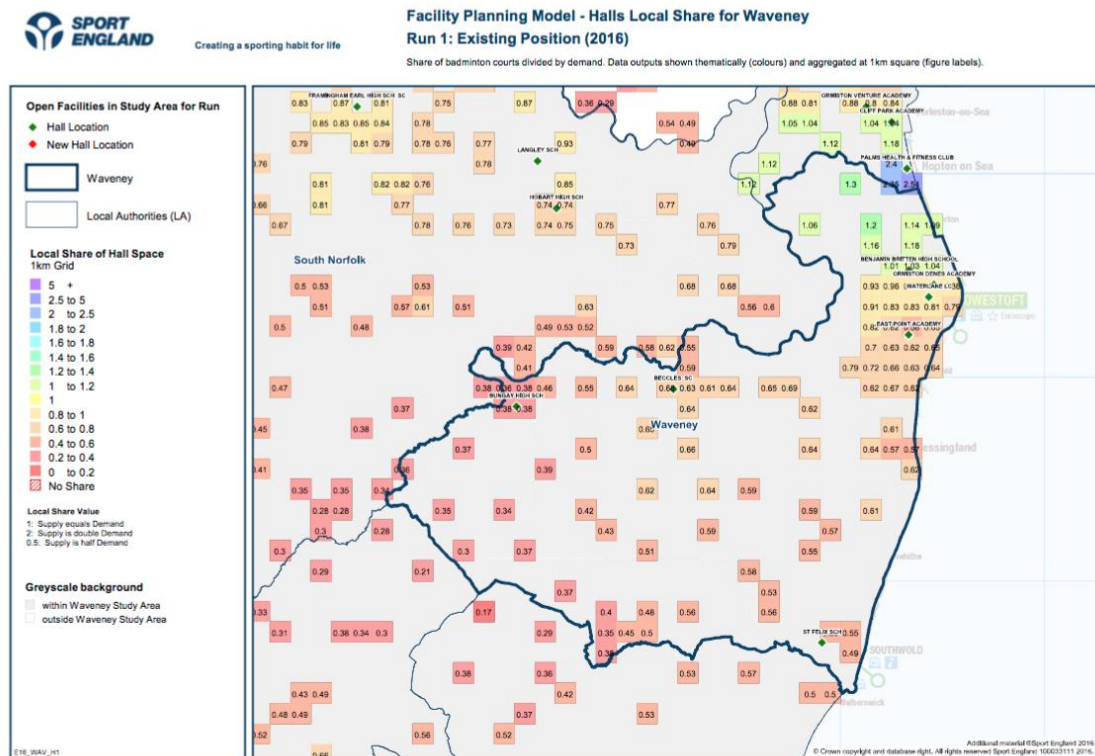
- **Import/export** - Approximately 96% of the satisfied demand (5700 visits) is met by facilities within Waveney, with the remaining 4% (225 visits) exported to facilities in neighbouring districts. 12% of visits to halls within Waveney are from people who live outside the district (800 visits). There is therefore a significant import of demand from outside Waveney of about 575 visits. The main import of demand is from South Norfolk and Suffolk Coastal, and the main export to Great Yarmouth.

Map 2.4: Import/export of demand for Waveney halls



- **Relative/local share** – this is a measure of the comparative supply of halls when taking into account demand and capacity, and is used to quantify accessibility on a national scale. Waveney residents experience a below average relative/local share of access to halls, with a rating of 88, which is considerably lower than the surrounding LA areas and 12% below the national average. The relative share map highlights the highs and lows across the patch. Generally, RS is highest in the areas closest to existing halls, and in particular the area north of Lowestoft, which also have access to halls in Gt Yarmouth, and lower in the rural areas, which are remote from halls, but have a smaller population.

Map 2.5: Relative/local share of sports halls in the Waveney area



Summary of FPM runs

- Taking into account the main 4 court halls in the district, supply is relatively low and below the national average, and lower than all but one adjacent LA area. However, there is an apparent surplus of 5 courts/just more than 1 four-court hall, when considering the demand from the local population of 117,000, and this is similar to the neighbouring areas (except Mid Suffolk). There is an indicative surplus of sports halls in Waveney and the immediate wider area, but these figures do not take into account cross boundary movements or the attractiveness of facilities in terms of quality and accessibility, so need to be treated with caution and are only given for broad comparison.
- 89.5% of demand expressed in Waveney is satisfied by local halls and those in adjacent areas, which is slightly lower than national and regional averages, and within the range of all 4 neighbouring LA areas. Unmet demand is therefore calculated at about 10.5% of total demand generated from Waveney residents, or 700 visits per week in the peak period. This unmet demand equates to a total of about 3 sports hall courts and is relatively evenly spread across the district. It is unlikely that additional sports halls can be justified anywhere in the district for this reason alone, because most unmet demand is caused by residents living outside the reasonable (walking or driving) catchment of existing halls across the district, and not by a lack of capacity at these halls.
- Halls in Waveney operate at average levels of utilised capacity (67%) and significantly lower than the nominal figure of 80%, which indicates that a facility is

uncomfortably full. Only Waterlane and Bungay HS are used to 100% capacity, and all other halls are operating at well below the 80% comfortable level of use.

- **Import/export** – Almost all the satisfied demand from residents in Waveney is met by facilities within the district, and, there is also a significant import of demand from outside Waveney mainly South Norfolk and Suffolk Coastal, with some export to Great Yarmouth.
- **The local share of sports halls that Waveney residents experience is below average and generally lower than the surrounding LA areas.** Across the district LS is highest in Lowestoft and the main built up area, and lowest in the rural areas, and also in Beccles and Bungay where population is concentrated but supply low.
- **The FPM assessment suggests that there is little justification for additional new sports halls, to meet unmet demand, although there are some small geographical gaps in local provision, which might be considered detrimental to local sports participation (e.g. the area in the west of Waveney around Halesworth).** However, many of the existing facilities are growing old and beyond their fitness for purpose, and the main sports hall in Waterlane is at capacity. In addition, there is a reliance on facilities on school sites, which in many cases are only available for limited hours per week, and in reality then only to block bookings and established users. The strategy will need to address these issues of ageing sports halls, reliance on school sites, high usage of the main sports hall at Waterlane and geographical gaps in provision.

GENERAL DEMAND

Active People Survey

- 2.24 The Active People surveys undertaken regularly by Sport England do give some indication of existing participation in sport although it is accepted that this does not equate exactly with demand, as the latter may be affected by levels of current facility provision. However, the regularity of the surveys from 2007/8 on a six monthly and annual basis since then do allow some trends in participation to emerge, as set out in the following table. (NB this information relates to all periods up to APS9, October 2015).
- 2.25 The trends in participation in indoor sports (Chart 2.1) suggest that participation in Waveney is currently about 21.3%, which is almost the same as Suffolk, but slightly lower than the regional or national average. Participation in indoor sports in Waveney has varied considerably over the period of the APS data, but has generally been lower than average.
- 2.26 If extrapolated to the total adult population of the district, it is estimated that about 21,000 adults currently take part in indoor sports once a week (this figure will include sports other than those which take place in a sports hall).
- 2.27 Similarly, participation in 'sports hall and swimming pool sports' (chart 2.2) follow similar trends, although the data is only available up to APS8 when there was a decline in local participation. Participation in 2014 in these activities stood at about 17.5%, significantly below average, and estimated total participation in sports hall and swimming pool sports was about 17000, although it is likely that participation rose in APS8 in line with the data above.

- 2.28 These levels of current participation could have an impact on the conclusions of the other tools, which are based on national levels of activity applied to different age groups, though this is considered limited.

Chart 2.1: Participation in indoor sports

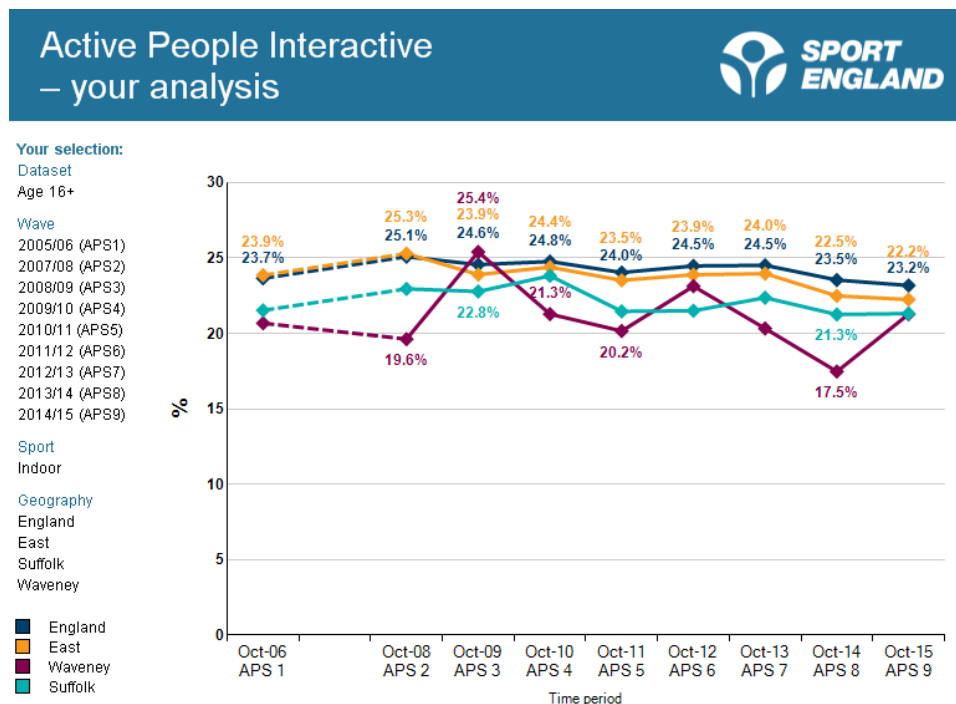
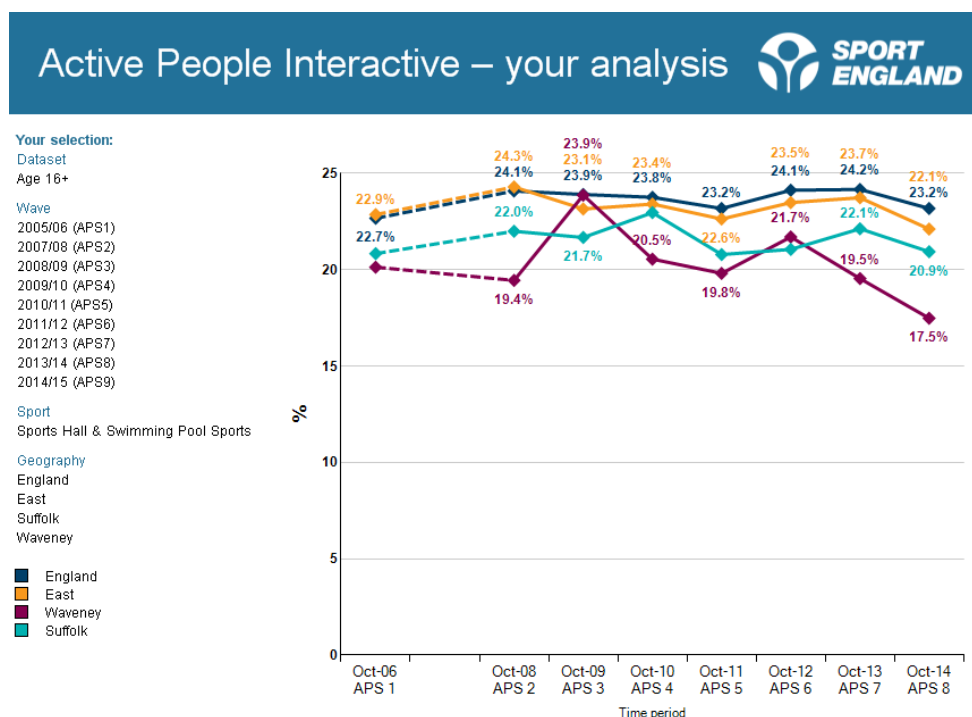


Chart 2.2: Participation in sports hall and swimming pool sports



Market Segmentation

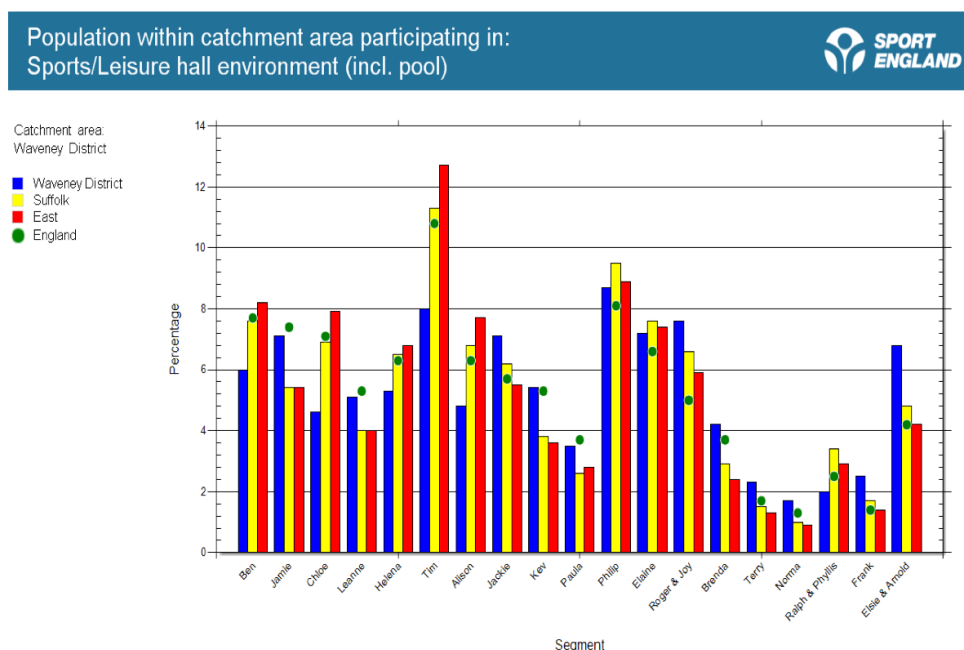
- 2.29 Market segmentation data can be used to establish the profile of current and likely future levels of participation in various sports or groups of sport (see context appendix for fuller explanation of MS). For indoor sports taking place in leisure centres (which includes swimming pools) the distribution of participation among adults is set out in the attached maps and tables. The overall map is in some ways surprising, as the higher levels of participation (20-40% of the population) appear to be concentrated away from the main town, Lowestoft, where the main facilities exist.

Map 2.6: Distribution of adults participating in sports hall/pool sports



- 2.30 The main participants are Philip, Tim and Roger and Joy, with smaller participation by Elaine, Jamie and Elsie and Arnold – these groups are slightly different from the national profiles and reflect the demography of the area. Total participants in these types of sport are about 18,000 adults (which is consistent with the estimates above). Potential additional participants reflect the current situation, and number about 12,000 – i.e. there is a latent demand for about a further 60% participants (this figure should be treated with some caution as it reflects a theoretical situation based on market segments rather than an actual propensity to take part in sport).

Chart 2.3: Population participating in sports hall/pool sports



Other indicators of demand

- Future demand – despite the estimated increase in the population up to 2021 and 2026, there is an estimated drop in the 'active' population (aged 5-54) between of 1.2/1.9%, which in many sports (in particular those undertaken in a sports hall) could reduce the demand/participation unless development initiatives are undertaken. There is unlikely to be an increase in demand for hall sports based on population change, although LA, NGB and other development initiatives could increase participation. These likely trends are also reflected in the SFC calculations above.
- LA and other targets – there are no specific targets set by WDC to increase or broaden the base of participation. The Council's corporate objectives are to encourage participation in all indoor and outdoor activities so as to improve the health and wellbeing of residents. The impact of any increase in participation on the strategy recommendations and future provision is set out.
- Latent demand – the MS figures suggest that there may well be a significant number of local residents who would like to take part in hall sports who currently do not.

CONSULTATION WITH CLUBS/NGBs

Summary of Sports Clubs response at Beccles consultation meeting

- 2.31 Membership within sports clubs in Beccles is vibrant but is hampered by the constraints of their present training facilities, the lack of indoor training facilities, and the lack of all-weather pitches/ facilities.
- 2.32 Recruitment to all present sports, and any new sports that could be provided, would increase if such provision could be provided and this consultation provides the opportunity for these requirements to be incorporated within the proposed Strategy and Action Plan.

Need/ Requirement for Sports and Leisure Facilities in Waveney (taken from a previous county wide sports strategy).

- 2.33 There will be a need to develop additional sports halls to meet the demands of an increased population and increased participation. Waveney is detailed as having the highest level of need.

SUMMARY AND CONCLUSIONS

- Waveney has a range of sports halls across its area, including a main sports centre at Waterlane in Lowestoft, and other halls mainly on school sites. There is a heavy reliance on educational facilities (80% of the space at 4+ court halls is on school sites), and these are normally only available for limited times in the week, with restricted programmes of activity
- Relative supply of sports halls in Waveney is below the national and regional averages, and most of the local LAs. The facilities that do exist are relatively well spread across the district but there are gaps in some areas, particularly the rural area to the west of Waveney around Halesworth. There is little access by Waveney residents to sports halls outside the district
- Demand for indoor sport, such as takes place in sports halls, is slightly below the national average, and a reflection of the mixed nature of the population. Some of the apparent shortfalls in provision may be affected by this lower than average demand. However, there may be a latent demand for additional activity, although future demand is unlikely to be affected significantly through demographic change
- Issues of low levels of supply, rurality and car ownership impact negatively on a Waveney resident's ability to be active, especially in the rural areas and some market towns
- The main Waveney DC facility, which is part of the largest/only multi use leisure facility in Waveney, is estimated by the FPM to be above comfortable levels of capacity so will have little or no ability to provide for further activity. However, site visits and other research has demonstrated that there is some spare capacity in most other sports halls, and the low demand qualifies this. However, if larger numbers of Waveney residents wish to become active or more active (there is an estimated, or probably over-estimates latent demand for 60% additional participants), or more people move to the area, the only way this can be accommodated is through the provision of enhanced facilities, or by adjustments to the programmes, opening hours etc. of existing halls
- Most of the existing facilities (particularly schools) are ageing and may require investment to secure their short, medium and long-term future for community activity
- There is an apparent crude surplus of 5 courts at present, when local demand and supply within the district is considered, albeit that unmet demand overall is for 3 courts or less than one 4-court sports hall (which is spread across the whole district). Additional sports halls can probably therefore not be justified for this reason, in any one location, although there are some geographical gaps in provision
- Sports halls are well provided on school sites, which are positive places to deliver community sport, as well as delivering curricular sport and PE. The local

authority/leisure trust has a close relationship with most schools, which is very positive, and community use is in place on all school sites, which should be maintained. However, there is a range of different management types on school sites, and a difference in the impact each makes to wider community use for sport

- If there is a desire to get communities more active, this is unlikely to be achieved by new sports hall provision (with the potential exception of the rural western part of the district), but rather by the enhancement of existing facilities, better management and programming and coordination between the various facility providers and managers.

ISSUES FOR CURRENT AND FUTURE PROVISION

- The assessment demonstrates that in principle there are sufficient sports halls to meet the needs of the community. Is the current number and distribution of sports halls adequate to meet local club/recreational requirements, and is there a good balance of 'public', school and other facilities?
- Are there any particular geographical gaps in sports hall provision, which should be met by the strategy?
- Is there a sufficient range of halls of various sizes in appropriate locations to allow all different activities to take place, including competitions?
- If there is evidence that the main sports halls are at capacity, how can this situation be resolved?
- In the current financial climate, what is the best way of funding new sports halls/improvements if these are necessary, now that previous sources of finance (e.g. school building) have been lost?
- Overall quality is considered fair at the main public halls, but the strategy extends into the future when all facilities will be 15-20 years older. Will existing sports halls still be fit for purpose by then?
- Is there any merit in developing a coordinated approach to community sports hall management that allows joint management, marketing, promotion and booking by some central agency (e.g. LA or trust)?

OPTIONS FOR FUTURE CONSIDERATION

- Do nothing – will result in continued over usage of some existing halls, especially as quality deteriorates over the period of the strategy
- Improve capacity at existing main halls – Waterlane. Beccles SC
- Better use of school halls, with a coordinated programme of activities
- Quality improvements in longer term to ensure continued fitness for purpose, particularly on school sites
- Alternative approach to increasing provision – increase capacity/change programme for the most popular activities - make more use of existing venues for most popular activities e.g. fitness classes not hall sports.

3: Swimming Pools

- 3.1 The data and assessment (as with sports halls) are taken from a variety of sources including local authority records, and Sport England's planning tools, including Active Places, Facilities Planning Model, and Sports Facilities Calculator. The data has been analysed separately, partly because the criteria for each tool differs slightly, but are brought together in the final assessment.

QUANTITY

Map 3.1: Location and distribution of swimming pools in Waveney



Table 3.1: Swimming pools in Waveney

Site name	Ward	Facility Sub Type	No of lanes marked	Size	Area m ²	Access	Ownership/ management	Year built/refurb
WATERLANE LEISURE CENTRE	Normanston	Main/General	5/6	25 x 12.5m	312.5	Pay and Play	Local Authority/Trust	2012
WATERLANE LEISURE CENTRE	Normanston	Learner/Teaching/ Training	3	12 x 7m	84	Pay and Play	Local Authority/Trust	2012
BUNGAY POOL AND GYM	Bungay	Main/General	5	25 x 11m	275	Pay and Play	Local Authority/Trust	1991
ST FELIX SCHOOL	Southwold and Reydon	Main/General	5	25 x 10m	250	Sports Club / Community Association	Other Independent School/in house	1998
GUNTON HALL RESORT	Gunton and Corton	Main/General	0	22 x 10m	220	Registered use Membership	Commercial	1995
BANNATYNES HEALTH CLUB (LOWESTOFT)	Normanston	Main/General	4	20 x 6m	120	Registered use Membership	Commercial	2002
NIRVANA FITNESS LTD	Kessingland	Main/General	4	20 x 10m	200	Registered use Membership	Commercial	2006
THE ASHLEY SCHOOL ACADEMY TRUST	Normanston	Main/General	3	17.5 x 5m	87.5	Sports Club / Community Association	Academies/in house	1965/2001
BROADLAND HEALTH AND FITNESS	Whitton	Main/General	4	16.6 x 6m	99.6	Registered use Membership	Commercial	1995/2004
OAKLANDS LEISURE POOL	Bungay	Learner/Teaching/ Training	n/a	12 x 9m	108	Sports Club / Community Association	Commercial	2010
DELL PRIMARY SCHOOL	Whitton	Learner/Teaching/ Training	n/a	11 x 5m	55	Private Use	Community school/in house	1985/2010
PONTINS PAKEFIELD HOLIDAY CENTRE	Kessingland	Main/General	4	25 x 8.5m	212.5	Private Use	Commercial	1957/1997
BECCLES LIDO	Beccles North	Lido	8	30 x 15m	450	Pay and Play	Community Organisation	1959/2010
KESSINGLAND BEACH HOLIDAY PARK (temp closed)	Kessingland	Lido	0	25 x 7.5m	187.5	Pay and Play	Commercial	1998
KESSINGLAND BEACH HOLIDAY PARK (temp closed)	Kessingland	Main/General	6	25 x 12.5m	312.5	Pay and Play	Commercial	1998

Main pools in yellow

- 3.2 According to the APP database (which has been checked after site visits), there are 10 indoor pools with some community use on 9 sites in the district. These comprise 33 lanes (where lanes are set out) and a water area of just over 1750m². 38% of the total indoor water space (672m²) is available on a pay and play basis, 36% to registered members at commercial clubs (640m²) and the remainder (445m², 25%) to clubs and others on school sites, although in reality the figures might differ slightly when actual usage is taken into account).
- 3.3 If an allowance (50%) is made for pools not in fully secured community use (i.e. commercial facilities for members, school pools and other pools available for bookings only), there is in reality about 1215m² available to the community, the equivalent of about 5 4-lane pools.

Description of main pools

Water Lane LC

Has a 6 lane x 25 metre main pool and a separate 84m² m² teaching/learner pool. It is the only pool site in the District to have a dedicated and separate main pool and teaching/training pool. This makes it the most important swimming venue as it can provide for the full range of swimming activities with separation of uses in the two pools. It is the gala pool for the District and has limited seating for around 60 people overlooking the pool hall.

The pool hall area was very extensively modernised in 2012, the pool hall area made much more open and with new lighting installed. The changing accommodation was also modernised.

The main activities are learn to swim – which is a very extensive programme of around 18 hours per week. Public recreational swimming – daytime and weekday evenings. Lane and fitness swimming – early morning and with separate lanes as part of the public recreational swimming. Public swimming also includes fun and family based sessions with use of inflatables. Swimming development through clubs with the main club being Lowestoft and Oulton Broad Swimming Club. The club has early morning weekday access then dedicated club sessions four weekday evenings and one session each weekend day. The club would like more access to be able to develop the performance of more of its swimmers. There is also use of the main pool by sub aqua clubs and for master's swimming.

The centre through Sentinel Trust develops and manages its own learn to swim programme and employs its own instructors. There is extensive use by local primary schools. Learn to swim is a very competitive market in Lowestoft.

Conclusions – the largest pool site in Waveney and because it has a dedicated teaching and learner pool as well as the 6 lane x 25m main pool, is able to provide for the full range of swimming activities. There are however still competing demands from different user groups for more pool time weekday evenings. In addition, the club would like an earlier opening time for their dedicated use. The very extensive modernisation of the pool hall area has created a very modern and attractive swimming pools site.

Bungay Pool & Gym

Facilities include main pool 25 x 10.5m, including wide surround/fencing, small teaching/learner pool and slide (which remains popular and was installed at the time of the centre opening), gym with 51 stations, dance studio (but considered too small), seating/vending area/café and large parking to the front of the centre.

Main usage is by swimming clubs – Beccles Kingfishers (most weekday evenings) and Halesworth Dolphins, learn to swim classes and instruction and primary schools in Bungay for learn to swim programmes.

The centre employs 6 instructors and has an extensive programme, but learn to swim also competes with other venues and price is competitive. The management believes that learn to swim pricing is competitive at Bungay.

There is gym membership of 1,200 members. Turnover is around 10% per month.

Some improvements are considered desirable - bigger car park, sauna and steam room, remodelled gym and dance studio on first floor. More radically, effectively changing the existing gym layout and (ideally) adding a new gym and fitness suite on the first floor overlooking the front of the centre. No feasibility has been done on this suggestion.

Overall the centre is a very open and welcoming centre, the gym and fitness suite good quality and the appearance of the centre is good.

This is the only gym in Bungay (one closed recently).

Conclusions – one of only two LA provided sports facilities in the district (other is Waterlane in Lowestoft). Local issue and long standing issue of why a pool in Bungay and not in Beccles? The centre location is intended to serve Bungay, Beccles and Halesworth, though not actually best located to serve Bungay. Built in 1990 with added facilities 2005, generally a well maintained building.

Broadland Health & Fitness

Broadland H&F C was formerly provided by holiday park owners to meet the needs of its guests (chalets, caravans), and recently taken over by Sentinel Leisure as part of its wider portfolio of sports facilities (including Waterlane, Bungay, Marina C and Phoenix Pool, GY). Facilities include swimming pool 16 x 8m (1.2m at deep end), children's pool, sauna and gym with 30 stations mainly CV equipment

The pool has a wide programme of activities including public swimming, members, Pre School, swimming lessons and private hire. Lifeguards are only required for lessons and larger groups – others are self-supervised. Lessons part of Sentinel programme including Waterlane and Bungay

The gym offers a full range of CV and resistance stations, but no classes are available because of the lack of a suitable indoor space (may be considering use of hall on edge of site)

Costs of use - £11 day pass, £29.95 per month membership of Sentinel facilities (plus joining fee). Membership of Broadland facilities currently 678 (of total Sentinel 7000 including Gt Yarmouth). Main users of facilities are leisure members. There is some conflict in programming with holidaymakers wanting to use the pool when it is let for swim lessons, but this is considered a minor problem.

Condition – generally good, pool has laminated wooden structure, probably requiring some upgrade, gym is confined for space.

Conclusions – facilities now part of Sentinel portfolio, and managed in similar way to others, making this an important little CU facility. Pool is important supplement to larger pools in the area, and gym similar. Strategy should recognise its local importance in meeting wider community need.

Bannatynes Health Club

Purpose built health and fitness centre built in 2002 on employment estate near to centre of Lowestoft. Facilities include swimming pool 20m x 4 lanes, plus gym 85 stations, mezzanine gym, spinning studio, mind and body studio, one further studio, café and bar area and parking for 100.

Membership capacity is about 4000, currently 2300, normally 2600-2700, so some spare capacity. Turnover is 15% per month. Impression there are active promotional schemes – e.g. reduced joining fee to develop new membership. Target is to have regular 3,000 membership. Membership costs, £39 per month all in, so includes all facilities and classes. Family memberships but did not appear to be off peak memberships.

Increasing peak time for the pool of early morning lane swimming – 6.30 am - 8 am.

Centre not really willing to talk about catchment area but seemed mainly Lowestoft. Could appeal to wider catchment who want to be a member of an up market gym and who work in Lowestoft.

Condition – very good, relatively recently refurbished.

Conclusions – one of larger gyms in Waveney with modern and extensive CV and strength and conditioning, very small free weights area. Good size pool of 20m x 4 lane. Only membership usage, and some spare capacity, but may be due to temporal demand. Pool is only ever likely to make a minor contribution to swimming demand in Lowestoft and Waveney, because of the membership nature of its usage, but there may be the opportunity to develop a more wider community use by negotiation if the need arose.

Nirvana Fitness

Purpose built fitness centre on southern edge of Lowestoft on industrial estate, using former industrial unit. Limited car parking. Facilities include swimming pool 25m x 10m (casual swimming, aquafit, swimming lessons), jacuzzi/steam room, gym 35 stations, boxing gym, martial arts dojo, studio (spinning plus), weights room, cafe/bar and limited parking outside.

Membership - £36 per month (£30 off peak) plus range of other user passes, etc. Wide range of classes.

It is anticipated that there is some spare capacity – the centre was not busy when visited, although this was not a peak time. This is a family business with particular interests in some sports – so less commercial than other centres.

Condition – good/average but much of the building is a conversion of an industrial unit. Building over 20 years old and showing signs of need for major improvements.

Location could be an issue in attracting new members and possibly low public awareness of its existence. Probably appeals and retains long-term membership who like this sort of distinctive sports venue. Very friendly and informative staff.

Conclusions – centre in a converted industrial unit with a wider range of facilities than many other pools/gyms in Lowestoft, including boxing and martial arts. Comparable pricing structure. Clientele from the local area in Lowestoft and rural area south.

Important venue for boxing and martial arts as it has a dedicated dojo and boxing training ring and local club. Very limited purpose alternative if this was lost, needs to be protected/retained. Swimming pool likely to make a limited contribution to wider community need because of the nature of the club membership, although does offer a range of swimming activities.

St Felix School

Apart from sports hall and other indoor facilities (see above), the school has a 5 lane swimming pool measuring 25 x 10m, with changing though access to changing facilities is not available – users come ready changed.

There is no community use of the pool, except for St Felix SC, which is primarily school based. Club uses pool early morning (5-8am), evening (4-8pm), though there is no weekend swimming (total 35 hours per week). There is considered some scope for casual swimming at weekends but this is not currently used.

Conclusions – the school sports facilities overall are the only ones in the Southwold area, and are generally in good condition and perfectly suitable for community use. However, the amount and degree of CU is limited, to very few clubs (in the sports hall), and apparently none in the pool, and despite comments, there is spare capacity. There appears to be internal disagreement about the use of facilities by the community, and a protective attitude towards the pool. Only with coordinated management, promotion and marketing could St Felix School provide a full CU programme.

The main issue is maybe the need for additional water space serving this area of the district but a very good quality and size of pool exists. However, the protective attitude of the school to not allowing community use is a real barrier. Additional provision for swimming is difficult to justify, on the basis of no current access to a pool that could serve this part of the district. Focus has to be on management change at this venue.

Oaklands Leisure Pool

Facilities comprise swimming pool plus changing/parking. Pool measures 12 x 9m. Depth varies from 1.2 to 1.6m. Pool opened in 2011/12.

Main catchment area is Bungay, Beccles, Halesworth, Southwold (mainly 20 minute driving catchment). Main users are private hire by small groups and individuals, swim schools by commercial hire (e.g. Water Lilies 4 days a week). Capacity of pool is 8 for private hire and 10 for swim schools. There is no casual access, as the owners wish to maintain water quality etc. The clientele is relatively middle class and mobile, with car ownership a necessity as the pool is remote from Bungay and other towns.

The pool is considered relatively busy overall, with no particular peak times. The pool is open 7 am to 9.30/10 evenings, including weekends. Throughput is estimated at 10-20,000 swimmers a year.

There are no lifeguarding costs as the lettings are done on a contract basis. Bookings are taken per term (12-13 weeks). Charges are £19.50 for the whole pool per half hour. Annual costs to run (including rates, heating etc) are about £20000. Capital cost was about £0.5m.

Plans to consider gym.

Conclusions – the pool is an innovative approach to farm diversification, and good value for capital cost. It is remote from built up areas and will only ever be accessible by car. Capacity is low, and throughput limited. Learn to swim is provided by a commercial company and this is a competitor to other pools nearby (e.g. Bungay). Limited contribution to overall community use, but needs to be considered in the supply/demand equation

In effect it is a niche market for individuals who want a private pool hire for themselves or small group. Overlap is in learn to swim but not likely the Water Lilies Swim School will hire Bungay pool because of competing with Bungay's own learn to swim programme. So Oaklands is developing (innovatively) a gap in the market which does not compete with public or commercial pools.

- 3.4 **Other swimming pools in the wider area** – in addition to the main pools in Waveney considered above, there are a number of other pools outside but on the edge of Waveney, which can accommodate Waveney users if required. These include Hobart HS (Loddon), pools in Great Yarmouth and Norwich, though it is considered that the range of facilities on these sites, the distance from the main centres of population in Waveney, and their current availability to the community mean that in reality they make little contribution to the needs of Waveney residents for sport on a regular basis (but see FPM analysis below).
- 3.5 There are also a number of small pools mostly in private ownership in Waveney and the surrounding areas which are used for a variety of purposes, including swimming teaching and private time share usage (like the Oaklands pool above), but which are considered to contribute little to general community use for swimming, and are therefore outside the scope of this study. Pools of this type have been identified in Shadingfield and Holton in Waveney, and at Redingfield, Burgh St Peter, Pulham Market, Monk Soham, Ubbeston, Fressingfield, Harleston and Quidenham in the wider area.
- 3.6 No indoor community pools in Waveney have been identified as having closed in recent times.
- 3.7 **Facilities per 1000 population** – a manual calculation of the pro rata provision of swimming pools in Waveney and the neighbouring LA areas reveals the following (the totals include all indoor facilities on the database that are currently in operation and not in private use):

Table 3.2: Relative provision of swimming pools

	Population 2015	Indoor pools	All indoor pools/1000	All main pools lanes/lanes	4+ Lanes at 4+ lane pools with CU /1000
Waveney	116,176	10	0.09	6/27	0.23
Suffolk Coastal	125,167	10	0.08	4/22	0.18
Mid Suffolk	99,121	5	0.05	2/10	0.10
Gt Yarmouth	98,914	8	0.08	3/16	0.16
South Norfolk	130,619	13	0.10	6/29	0.22
Suffolk	742,765	67	0.09	31/157	0.21
East region	6,051,427	477	0.08	210/1092	0.18
England	54,669,203	4026	0.07	1732/8941	0.16

- 3.8 Local swimming pool provision overall in Waveney in total is therefore slightly above average for the region and England, and only exceeded locally by neighbouring South Norfolk, and then only marginally. In terms of larger pools (4+ lanes), local provision is well above the national, regional and county average, and in excess of all neighbouring LA areas. Relative supply for swimming in Waveney is therefore good.
- 3.9 Measures of the Local Supply and Demand Balance and Personal Share are no longer available from Active Places.

QUALITY

APP data

Table 3.3: Age of swimming pools

	Built	Refurbished
<1979	1	1 (2001)
1980-1989	0	
1990-1999	4	1 (2004)
2000-2009	2	
2010-	3	

- 3.10 Most pools with some community use have been built or refurbished within the last 20 years, but in general the facilities in Waveney are ageing. However, the main pool at Waterlane has enjoyed a major refurbishment in 2012 (defined above as effectively a new pool), which has had a significant impact on its attractiveness for community swimming. It is likely that even if fit for purpose at present, much of the stock will require major overhaul or replacement before the end of the plan period to remain so.
- 3.11 **Site inspections** - All main 'public/community' swimming pools were visited and a detailed assessment of quality undertaken, which took into account age, range of facilities, physical condition, access and the range of activities accommodated on site, to give a quality score which embraced condition and programming. The summary of these scores is set out in the table below. The total maximum score available within this methodology is 30.

Table 3.4: Quality assessment of main swimming pools

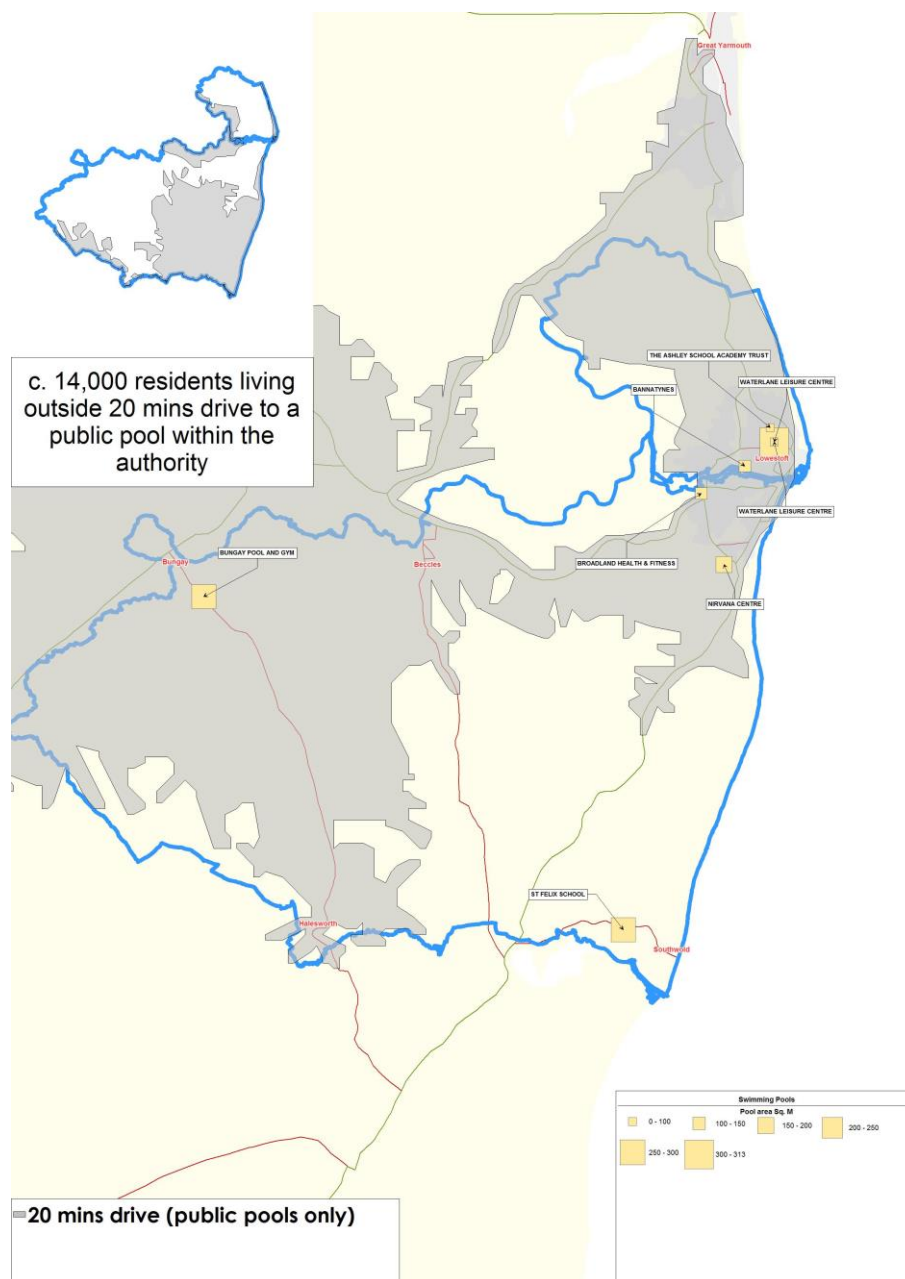
Name	Total	Age	Facilities	Changing	Disabled access	Parking and outside	Programming
Water Lane LC	30	5	5	5	5	5	5
Bungay Pool & Gym	26	3	4	5	5	4	5
St Felix School	18	4	3	4	3	4	0
Bannatynes Health Club	23	4	4	4	4	5	2
Broadland Health & Fitness	21	3	4	4	3	3	4
Nirvana Fitness	22	5	4	4	4	3	2

- 3.12 This assessment indicates that the main 'public' pools are in good condition, though Bungay is now somewhat aged. As LA facilities, they tend to meet modern design and safety requirements and have a wide programme of casual and other usage, as well as facilities ancillary to their main use for swimming, including good changing. The commercial pools are also generally good quality but suffer in this overall assessment in terms of their actual usage and range of programmes. The St Felix pool is effectively not available for community use, so scores poorly for this reason.
- 3.13 Existing pools and ancillary facilities are considered to be in fair, but ageing, condition overall, and the challenge of an ageing stock is one which will have to be faced over the duration of the strategy.

ACCESSIBILITY

- 3.14 No detailed assessment of accessibility was undertaken (and accessibility mapping is no longer available from Active Places). However, from the map below, the distribution of pools around Waveney suggests that only about 14000 local residents live outside the 20-minute catchment of an existing 'public' pool in Waveney (representing about 12% of the total population). The main area outside catchment is in the south east of the district around Southwold.

Map 3.2: Accessibility to swimming pools in Waveney



AVAILABILITY

- 3.15 As with halls, the availability of a pool takes into account how much a facility is actually used, how full it is, how much a facility could be used and what scope there is for increasing its availability.

3.16 These factors are considered in general in the section above on quantity of facilities. They are influenced by a number of factors, including:

- The management and ownership e.g. whether facilities are public, private or education based. The three main pools are owned by the LA and managed by the Sentinel Trust as community facilities. Two school pools are owned and run by schools with variable public access, three are on health club sites with memberships available, one on a holiday site and one is owned by a local enterprise as a farm diversification project with pre-booked access. Other pools are either privately run or temporarily closed out of season and only available in the summer
- A programming and sports development policy e.g. is availability given over to specific sports, initiatives and range of activities at certain times. Some facilities may be programmed only for specific sports, users or activities. The pools available for wider community use offer a range of different swimming opportunities. School pools are by definition available for a narrower range of activities, and the other pools are restricted to members and normally are ancillary to the main health and fitness use
- The cost of use e.g. a high cost may result in a facility having very little use. There is no evidence that pricing is restricting usage of the existing pools – the LA/Sentinel pools are run mainly on a membership basis, with monthly fees broadly in accordance with local market considerations
- Patterns of use e.g. a popular facility that is always full, a facility that is heavily used but only for a limited period across the week, is the nature of use changing over time? The main public pools are widely available at most times, while other pools are more restricted
- Hours of use e.g. opening times available for public use, this will be linked to the programming policies above. Hours of use vary across the board – public pools are available throughout the day and evening, while the school pools are restricted mainly to community use when not required by the school. Commercial health pools are also widely open at normal times
- Facility design e.g. the physical design and layout of a facility may limit or prevent use by specific users. Existing pools vary in their design, and offer a different swimming experience partly dependent on this – Waterlane is a conventional 25m pool with a newly provided variable depth learner pool, with facilities for disabled access. Bungay Pool is a 5-lane leisure pool with a stepped and beach entry and a water slide, together with a shallow toddler/teaching pool. Other pools are generally smaller and offer a more limited range of activities.

3.17 These factors impact on the availability to the user of the facility, but there is no evidence that they prevent any facility being used for its prime purpose, and therefore impact on the overall capacity of the facility. The only restrictions at present would appear to be availability of one school pool during the daytime when the school is in session, the limitation of some of the health pools to registered members, and the individual usage and programming characteristics of the small pool at Oaklands.

DEMAND

Sports Facilities Calculator

- 3.18 The SFC is primarily intended to estimate the demand for facilities in discrete areas e.g. it is useful in determining the likely demand for pools from the residents of new housing growth. With some provisos it can be used to give a broad estimate of the demand over a local authority area, though it takes no account of demand across LA boundaries, quality of facilities and detailed opening times.
- 3.19 The SFC estimates that at present (with the latest population estimate of 117,600 in 2016) there is sufficient demand in Waveney at normal participation rates for about 5.6 4-lane pools, or about 22 lanes (the equivalent of about 1180m² of water area) in community use (representing about 7105 visits per week in the peak period).

Future demand

Table 3.5: SFC calculations for swimming pools

	Population	Pools	Lanes	m ²	Visits per week
2021	120,600	5.7	23	1210	7300
2026	123,600	5.8	23	1240	7500

- 3.20 Future demand could therefore increase with a higher population over the next 10 years, but this increase in the population masks an actual reduction in the number of people in the 'active' age groups (5-54), though the older age groups (55+) are estimated to increase.
- 3.21 Estimated current and future demand based on the SFC compare with current provision of about 1750m² of water space (in the APP assessment) or 1215m² of water space (at the main larger pools in full community usage). On this crude assessment, there is ample water space overall to meet anticipated demand now and in the future. A fuller assessment is required to consider the actual availability of pools throughout the day, hours of usage, location in terms of demand, age and condition. This assessment is set out below under the FPM section.

FPM assessment

- 3.22 Sport England's FPM runs undertaken as part of the National Facilities Audit were first produced in April/May 2008, and have recently been refreshed (January 2015). The assessment for swimming pools includes all pools over 20m in length or 160 m² in water area, in community use, but excludes outdoor pools and those temporarily closed. The analysis is based on national participation rates for sport, while Waveney participation in swimming is in fact higher than the national rates. The great benefit of this tool is that it assesses demand and supply across LA boundaries and takes into account catchments and capacities of existing pools. The database used is that contained in APP at the time of the assessment (January 2015).

Table 3.6: Pools considered in FPM assessment

Name of facility	Type	Dimensions	AREA	SITE YEAR BUILT	SITE YEAR REFURB	WEIGHT FACTOR	PUBLIC/ COMMERCIAL	HRS in PP	TOTAL HRS AVAIL	Facility Capacity - vpw pp	% of Capacity used	% of capacity not used	Facility capacity used in the Peak Period
Waveney				1995		84%				11,361	63%	37%	7,103
BANNATYNES HEALTH CLUB (LOWESTOFT)	Main/General	20 x 6	120	2002		93%	C	52	106	1,040	35%	65%	360
BUNGAY POOL AND GYM	Main/General	25 x 11	263	1990		72%	P	51.25	79	2,238	69%	31%	1,546
GUNTON HALL RESORT	Main/General	22 x 10	220	1995		82%	C	45	90.5	1,650	27%	73%	449
NIRVANA FITNESS LTD	Main/General	20 x 10	199	2006		97%	C	52	109.5	1,725	38%	62%	663
ST FELIX SCHOOL	Main/General	25 x 10	250	1998		87%	P	31	31	1,292	52%	48%	669
WATERLANE LEISURE CENTRE	Main/General	25 x 13	313	1976	2012	84%	P	51.25	79	3,417	100%	0%	3,417
WATERLANE LEISURE CENTRE	Learner/Teaching/Training	13 x 7	88					51.25	79				

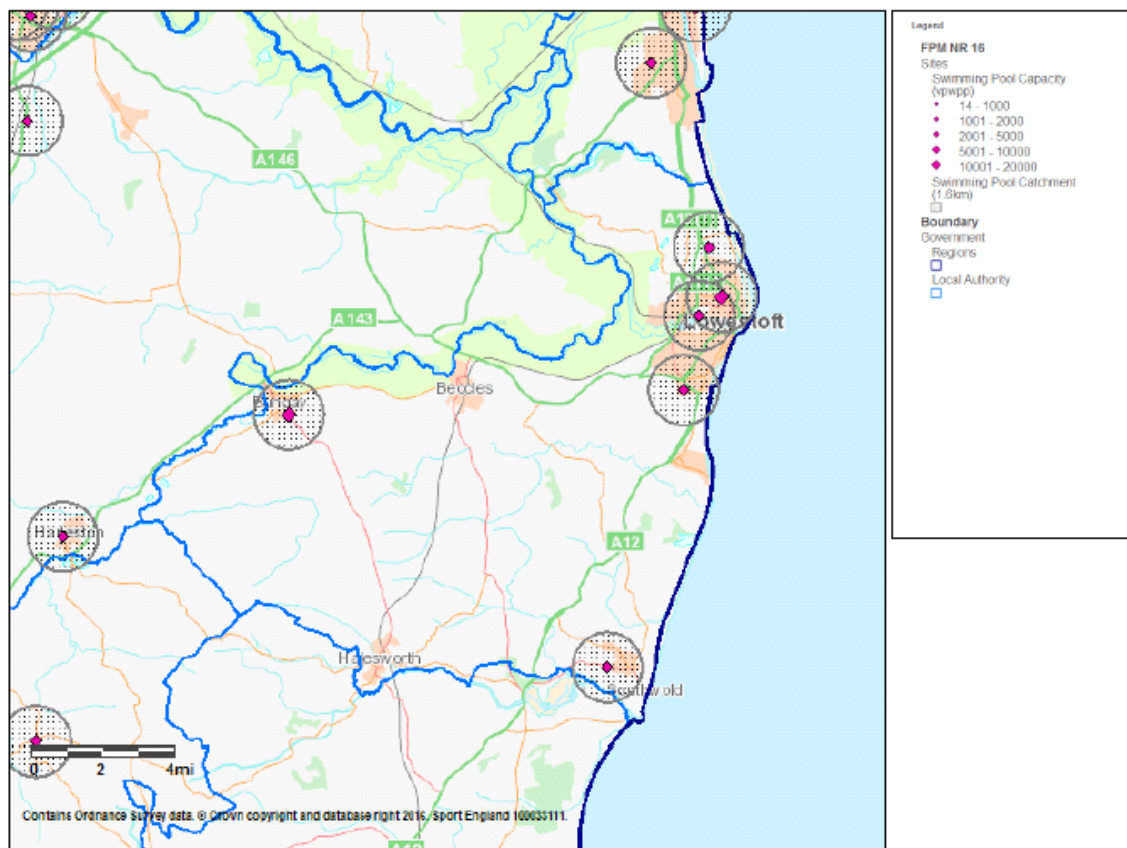
Pools excluded- all others in Table 3.1 at head of section.

Summary of FPM assessment

Supply

- The model identifies 7 pools on six sites across Waveney, including only 3 25m pools, at Waterlane in Lowestoft, Bungay and St Felix School in Southwold. Only Waterlane is a 6 lane pool with the other two just 5 lanes. The remaining pools are smaller pools and the learner pool at Waterlane.

Map 3.3: Location and capacity of pools in the Waveney area



**SPORT
ENGLAND**

Sport England assumes no responsibility for the completeness, accuracy and currency of the information contained on this map/report. This information is taken from the Active Places Power website and its terms and conditions apply.
11/05/2016 09:35

- In general, the facilities in Waveney are ageing, although the main pool at Waterlane has enjoyed a major refurbishment in 2012, which has had a significant impact on its attractiveness for community swimming. Two of the 6 sites are owned by Waveney District Council and operated on their behalf by Sentinel Leisure Trust, and provide about 50% of all the identified visits to pools in the district, showing a reliance on the two pools to deliver the community swimming offer in the district. 39% of the total supply is provided by the commercial and other pools, but this is generally only accessible through direct membership, which may not be within the reach of large numbers of Waveney residents.

- These pools provide a total of 1451m² of water, (scaled to 1310m² to take into account hours available). This is the equivalent of 11,350 visits per week. Total swimming pool provision in Waveney equates to 12.5m² of water space per 1,000 population. This is similar to the national, regional and county averages, but far higher than most neighbouring authority data with Mid Suffolk as low as 6.2. Two of the CIPFA comparators Sefton and Torbay are higher.
- In terms of distribution of facilities, the southwest, south and central parts of the district are not provided with their own sites and rely on being within catchments for facilities in Lowestoft, Southwold, Bungay and in neighbouring facilities in Gt Yarmouth (Marina/Phoenix) and South Norfolk (Harleston).

Demand

- Demand equates to 7,100 visits per week in the peak period, or about 1,180m² of water taking into account a 'comfort factor'.
- 20.9% of Waveney residents do not have access to a car, significantly lower than England (24.9%) but higher than the regional and county averages. For such a rural area this figure is potentially significant. 83% of all visits to pools made by Waveney residents are made by car which indicates if they do not have access to personal transport then their ability to be active in the use of pools is likely to be compromised. It is clear from the distribution map that large numbers of residents are reliant on personal transport access to get to pool based facilities.

Supply/demand balance

- Comparing demand for 7,100 visits with current supply of 11,350, there is an apparent over supply of 4,250 visits. In other words, the demand for 1,180m² of water space is less than the supply of 1,310 – there is an apparent oversupply of 130m² of water space (a 25m 6 lane pool capable of meeting community need is 312.5m²). It should be noted that these figures do not take into account cross boundary movements or the attractiveness of facilities in terms of quality and accessibility, so need to be treated with caution and are only given for broad comparison.
- In comparison all neighbouring LAs actually have varying degrees of undersupply, ranging from 280m² in Suffolk Coastal to 422m² in Mid Suffolk. These figures are relatively high and are likely to have an impact on the use of Waveney based facilities through imported activity.

Satisfied demand

- Demand from Waveney residents that is being met by the available supply within and outside district boundaries equates to 6,150 visits in the peak period, or 87% of total demand generated, a figure that is much lower than national (92%), regional (90%) and county (88%) averages, and lower than two of the neighbouring LA areas. Despite the good supply, SD is relatively low because of poor accessibility in the rural areas of the district.
- Although all of the neighbouring authorities had significant levels of undersupply, only Mid Suffolk has a satisfied demand figure lower than Waveney. This indicates that these authorities rely on neighbouring authority facilities to assist in meeting some of their pool based demand.

- Of the demand that is met, 83% of the visits are made by people travelling by car (higher than the national average but lower than the regional and county). Whilst this is positive it means that only 11% of visits are from those who are walking and 6% from those who cycle. If the aim is to get the community more active, more facilities need to be within walk and cycle catchments with appropriate networks to support safe access.
- 99% of the SD is met within facilities based in Waveney (only 99 visit are made to pools outside Waveney). This shows the reliance residents have on the provision being in place within the district. If any of the facilities were to be lost from community access, it is likely to see participation rates drop as opposed to users finding alternative sites to attend. In contrast South Norfolk only retains 51% of its met visits and Suffolk Coastal 73%. None of the comparator data authorities have such high levels of retained demand.

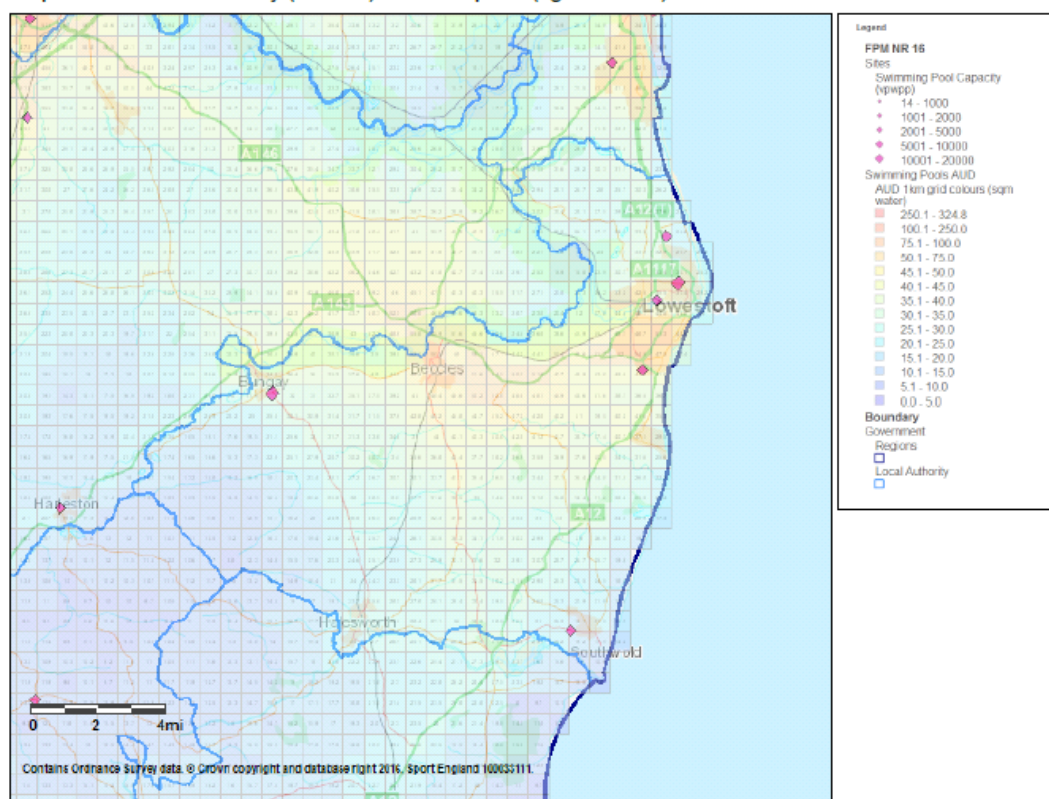
Unmet demand

- Unmet demand is therefore calculated at about 13% of total demand generated from Waveney residents, or 950 visits per week in the peak period. This figure is higher than average. Perhaps surprisingly it is higher than all comparator data other than Mid Suffolk, which has a large undersupply of water space, in contrast to Waveney's oversupply.
- This unmet demand equates to a total of 158m² of water space (with a comfort factor added), or just short of 3 lanes of a 25m pool.
- This measure shows that even though an area may in theory enjoy a level of provision that is more than demanded by its resident population, a mixture of quality, management, hours of availability and most importantly location of the pool can dramatically impact on whether the supply can adequately meet demand.
- The aggregated unmet demand map below (map 3.4) 1 shows where the unmet demand exists. In terms of future planning there is no major hotspot of unmet demand. The demand that does exist is spread across the district. Beccles has the highest levels of unmet demand at 55m² but this is just over 1 lane of a 25m pool. Bungay is 32m², Halesworth 25m², Southwold 18m² and Lowestoft 45m².
- Of the unmet demand 89% (845 vpwpp) is as a result of residents being outside the catchment of an existing facility and just 11% as a result of lack of capacity at existing sites. This means that the only way the needs of residents can be met is by the provision of additional water space in alternative locations. However, as indicated above there is no key hotspot where there is enough demand to justify a new pool and certainly not one which is likely to be financially sustainable. The only way this could be achieved would be through other support income through elements such as health and fitness and / or AGPs. However, it must be noted that by providing a new pool it will likely see a migration of participation from existing Waveney based sites, which could see their financial position become more strained.

Map 3.4: Aggregated unmet demand for swimming in Waveney

Facilities Planning Model - National Runs - Swimming Pools 2016 Aggregated Unmet Demand

Aggregated Unmet Demand expressed as square metres of water (rounded to two decimal places). Data outputs shown thematically (colours) at 1km square (figure labels).



SPORT ENGLAND

Sport England assumes no responsibility for the completeness, accuracy and currency of the information contained on this map/report. This information is taken from the Active Places Power website and its terms and conditions apply.
11/05/2016 09:37

Used capacity

- Pools in Waveney operate on average at low levels of utilised capacity (63%), which is below the national (66%) and county average (66%) figures and lower than the nominal figure of 70%, which indicates that a facility is uncomfortably full. This is not a surprise when you consider the oversupply in the area. It must be noted that these figures are based on the hours of availability currently identified in the Active Places database. The wider strategy work will look to identify if the modelled hours available in the peak period for community swimming at each site are reflected in current programming (e.g. St Felix School pool is known at present to accommodate little community use).
- Compared with the comfort level of 70%, at an individual facility level Waterlane and Bungay (the two LA pools) are at or close to full. The wider strategy work will look to check and challenge this data but it suggests that the two local authority pools, which are likely to have the greatest flexibility in meeting community needs,

are at indicative or actual capacity. This potentially has major implications for any increases in participation generated through people swimming more or population growth. Whilst there are other facilities in the area, 3 commercial and 1 school based, these facilities are less attractive to the majority of community users.

- The other pools are at much lower capacity. Though the data indicates that there is some capacity remaining within the current pool stock, the reality is likely to be somewhat different, by virtue of the availability and management of the school and commercial health club pools.

Import/export

- Waveney currently exports just 99 swims per week in the peak period to its neighbouring authorities, but it imports 1,059 making it a net importer of 960 vpwpp. This equates to 160m2 of water space or almost 3 lanes of a 25m pool. By contrast all of the neighbouring authorities are net exporters. Great Yarmouth net exports 83 vpwpp, South Norfolk 1,589, Suffolk Coastal 1,636 and Mid Suffolk 1,875. These figures are significant and indicate that for some of the Waveney based pools there will be high levels of usage from those not resident in the district.

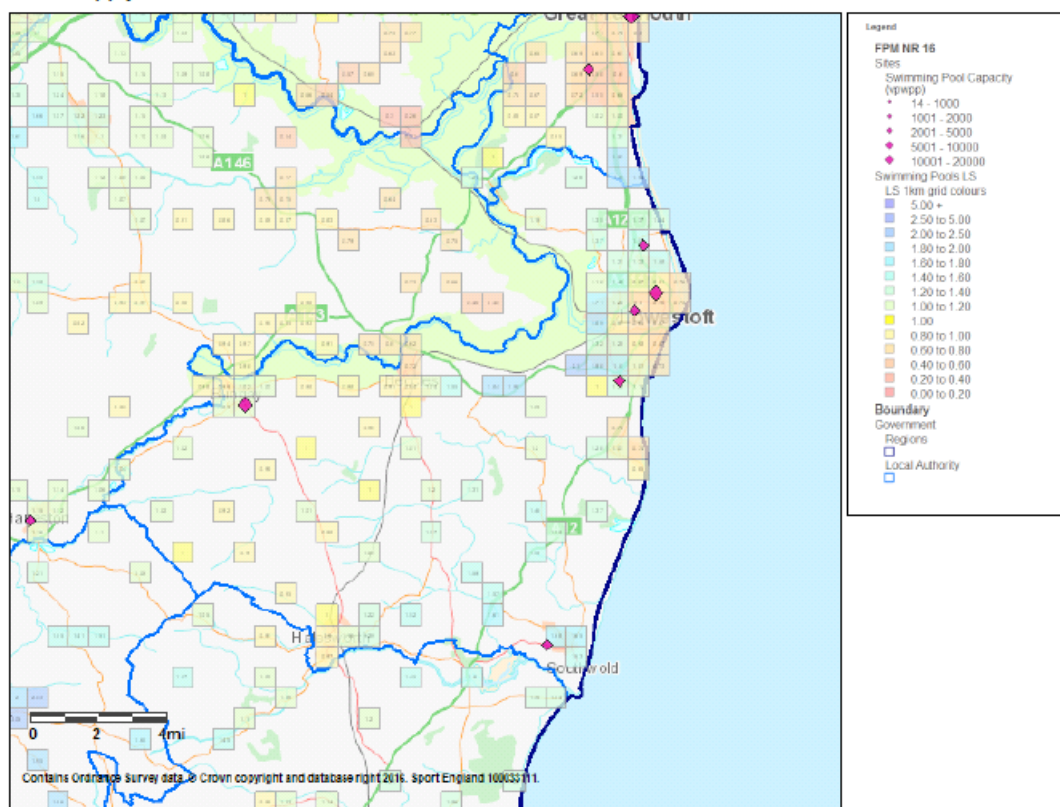
Relative share

- Relative share helps to show which areas have a better or worse share of facility provision, taking into account the size and availability of facilities as well as travel modes. It helps to establish whether residents within a particular area have less or more share of provision than other areas when compared against a national average figure, which is set at 100. Waveney's relative share score of 103.6 indicates that overall the residents enjoy a better than average access to swimming provision. However, this average hides significant highs and lows in a given locality.
- Residents in Southwold enjoy the best access in the district with scores ranging from 153-168 and Lowestoft residents the worst 65-97. This may seem surprising when the best and largest provision sits within Lowestoft but this is more a judgement based on the population size and the current offer struggles to meet the demands generated by the population within its catchment (however this must be qualified by the value and availability of St Felix pool in reality).
- Halesworth scores range from 90-129, suggesting that in general residents here enjoy good access even though they do not have a facility based in the area. Halesworth sits within the drive time catchments for the facilities based in Bungay and Southwold. Bungay scores 98-104, perhaps a low score considering the provision, but this is due to the similar issues as experienced in Lowestoft. The figures for Beccles 84-155 vary dramatically and this is pre-dominantly down to the access time for some residents of Beccles to Lowestoft and others to Bungay.

Map 3.5: Relative share for swimming pools in Waveney

Facilities Planning Model - National Runs - Swimming Pools 2016 Local Share

Share of water divided by demand. Data outputs shown thematically (colours) and aggregated at 1km square (figure labels). Local Share Values: 1 – Supply equals Demand, 2 – Supply is double Demand, 0.5 – Supply is half Demand.



**SPORT
ENGLAND**

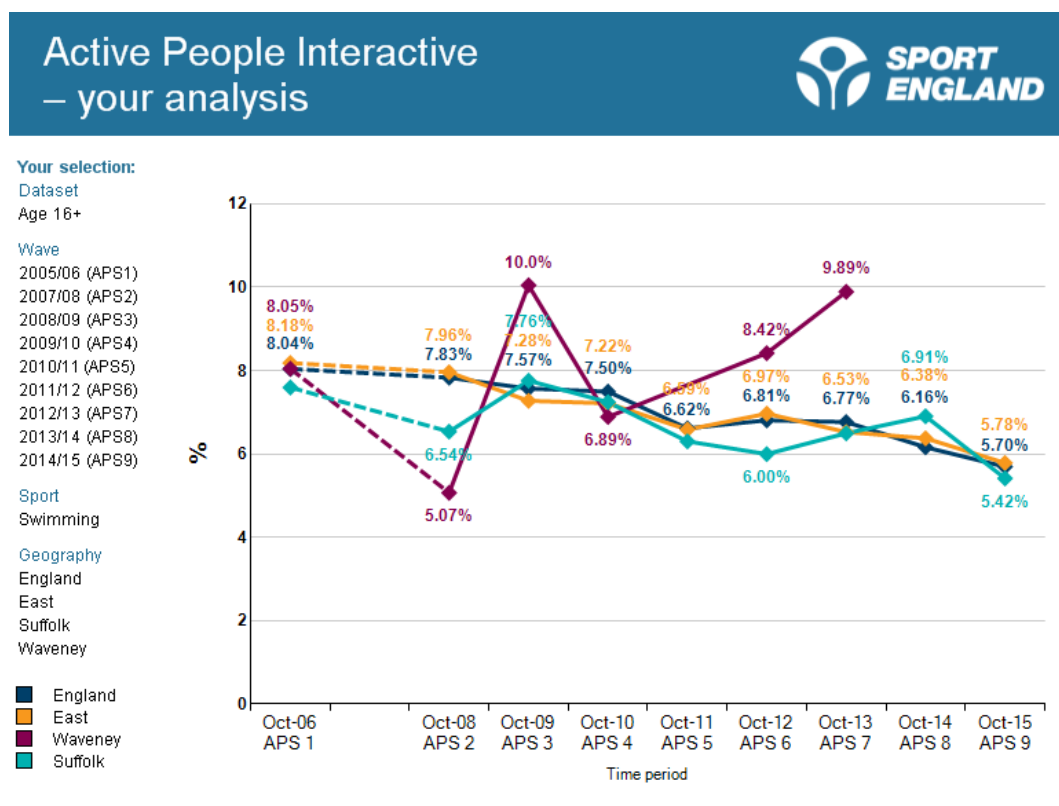
Sport England assumes no responsibility for the completeness, accuracy and currency of the information contained on this map/report. This information is taken from the Active Places Power website and its terms and conditions apply.
11/05/2018 09:40

GENERAL DEMAND

Active People Survey

- 3.23 The Active People surveys undertaken regularly by Sport England do give some indication of existing participation in sport, although it is accepted that this does not equate exactly with demand, as the latter may be affected by current provision. However, the regularity of the surveys from 2007/8 on a six monthly and annual basis since then do allow some trends in participation to emerge, as set out in the following table. The data below includes the most recent outputs from APS9 in October 2015 for all geographical areas except Waveney (because of sample sizes).

Chart 3.1: Participation in swimming



- 3.24 Participation in swimming in Waveney has varied wildly over the period since APS started, but has generally been above the averages for other areas, and at APS7 (October 2013) stood at 9.89% participants once a week. A trend projection for Waveney suggests that the current participation rate for adults in swimming is 9-10%, and it is therefore estimated that there are about 8700-9700 regular adult swimmers in the district.

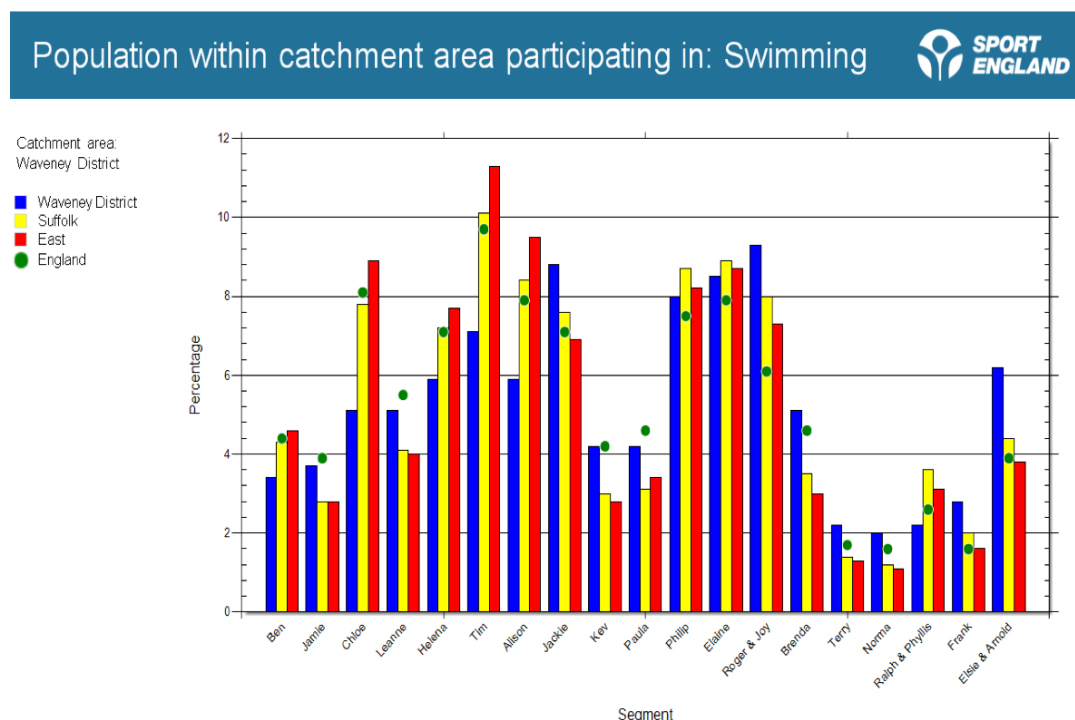
Market Segmentation

- 3.25 Market segmentation data can be used to establish the profile of current and likely future levels of participation in various sports or groups of sport. For swimming, the distribution of participation among adults is set out in the attached maps and tables. The overall map suggest that swimming participation is likely to be fairly consistent across the whole district, although in reality this may vary according to the availability of and accessibility to actual pools.
- 3.26 The main participants are Roger and Joy, Jackie and Elaine, who are more highly represented than the regional and national average, which reflects the demography of the area. Total participants in these types of sport are over 12,000 adults (this is considerably higher than the estimate set out above, which may be explained by the different dates to which the data refers, the fact that MS data reflects once a month participation and the precise criteria defining participation in each dataset). Potential additional participants reflect the current situation, and number about 12,500 – i.e. there is a latent demand for about a further 100% participants (this figure should be treated with

Map 3.6: Distribution of people participating in swimming



Chart 3.2: Population participating in swimming



Other indicators of demand

- Future demand – there is an estimated drop in the active population (aged 5-54) between 2016 and 2021/2026 of -1.2 to -1.9%, which in many sports could reduce the demand/participation unless development initiatives are undertaken. However, swimming is more attractive to a wider spectrum of the population, and this decrease in the 'active' community may well be mitigated by the population increase overall, which is in the order 2.5 to 7.6% by 2021/2026 (this is reflected in the SFC outputs above). There could be an increase in demand for swimming on the basis of population change.
- LA and other targets – the same considerations about future participation targets apply as with sports halls. As reported under sports halls, there are no targets set by the Council to increase participation in particular sports or activities, while an increase in accordance with the most recent ASA Strategic Plan 2013-17 would increase participation by about 240 swimmers in the district.
- Latent demand – the MS figures suggest that there may well be a significant number of local residents who would like to take part in swimming who currently do not.

CONSULTATION WITH CLUBS/NGBs

Beccles Kingfishers Swimming Club

- Formed in 1903 Beccles Kingfishers was founded mainly by the shopkeepers in Beccles, who felt that they would like to do something on their afternoon off during the summer. The club started with about 25 members, swimming in the River Waveney, in a part that was cordoned off and set aside for bathing. An actual outdoor bathing area was formed – with more experienced swimmers still being able to swim through to the River Waveney. Diving boards of differing heights were positioned over the deep end of the pool – with a short springboard half way along the side. The swimming club issued swimming certificates for completion of distance swimming – with a boat available to accompany the swimmers to make sure that could be rescued if need be.
- In 1959 a new outdoor swimming pool was built – and was extended in 1963 to give a pool for juniors and toddlers too. During all of these changes the swimming club continued to teach locals to swim although heating was not installed until 1976.
- When an indoor pool was suggested for Waveney District lobbying was strong in Beccles – but the facility was sited at Bungay in 1990 when the Bungay option won by 1 vote. Beccles Kingfishers Swimming Club therefore moved to the new pool in 1991 so that it could make use of warm water all year round, whilst continuing to teach local children and adults to swim and to improve.

3.27 **Beccles Town Swimming Club** would wish WDC to note that it is growing faster than comparable clubs in the region. In the space of the past 4 years, the growth in membership has increased by 53% which exceeds the ASA Strategic Plan 2013 -17. It also exceeds the 'Active People' survey results detailed elsewhere.

- The reputation of BTSC is increasing with its success, and due to the lack of present facilities the club has to source extra pool time at various pools throughout Norfolk and Suffolk which are within travelling distance. At Bungay Pool and Gym, the pool is used to a great extent by the public and therefore the amount of pool time available to clubs, groups, parties etc is limited to more unsocial hours. There is no availability of a venue for indoor land training.
- Membership of older swimmers has increased by 500% which is associated with the growing sport for master's swimmers (18+) whose members train to compete in triathlons, biathlons, open water swimming or pool competitive swimming. *'Masters swimming has an important part to play in the Amateur Swimming Association's (ASA) 'cradle to grave' policy which encourages people of all ages to take part in swimming in all its forms. This Strategy has a further role in helping to shape the future of swimming in its aim of creating lifetime customers.* Further evidence to back this is the increase in adults participating in cycling, which is one of the 3 disciplines in a triathlon alongside the swimming and running.

Summary of Sports Club information taken from club consultation in Beccles

3.28 Membership within sports clubs in Beccles is vibrant but hampered by the constraints of their present training facilities, the lack of indoor training facilities, (and the lack of all weather pitches/ facilities).

- 3.29 Recruitment to all present sports, and any new sports that could be provided, would increase if such provision could be provided and this consultation provides the opportunity for these requirements to be incorporated within the proposed Strategy and Action Plan.
- 3.30 **Need/ Requirement for Sports and Leisure Facilities in Waveney** (taken from a previous strategy for sport in Suffolk) In order to maintain existing standards of provision per 1000 population of swimming pools by 2016 (4 lane x 25m) there is a need to provide a further 4 swimming pools in the county. Waveney is detailed as having the highest level of need.

SUMMARY AND CONCLUSIONS (adapted from FPM conclusions)

- In general Waveney has an average level of water supply to meet the needs of its residents. Whilst there is a theoretical oversupply when purely looking at the resident population and the supply, in reality when the issues of imported and exported activity are considered this oversupply disappears.
- The facilities are in general ageing. Whilst Waterlane, the main facility in the area, had a major face lift in 2012, none of the other facilities in the area has had any recorded investment since they were built and this is a medium term concern for the area, as the retention of the existing supply is fundamental to the continued provision of swimming opportunities in the area.
- Only 3 of the pools out of the 7 in the patch are 25m in length. Whilst smaller pools do have value they also have limitations in meeting the more formal needs of those wishing to take part in lane swimming, club swimming and elements such as learn to swim etc.
- Of the supply, only two pools are within the direct control of the local authority through a management contract with Sentinel Leisure Trust, at Waterlane in Lowestoft and Bungay (plus a new arrangement at Broadland H&F). These two combined provide almost half of the swims each week in the peak period and are crucial for the future provision in the area. Whilst this provision is positive, it shows that over half of swimming availability is outside the direct control of the authority and means wider community access is always going to be at risk. The strategy sets out where community use of existing pools needs to be developed, to secure a wider and more stable level of access to pools to meet the community swimming needs across the District.
- Almost 39% of the current vpwpp are offered via the 3 commercial facilities. Whilst on the one hand this is a positive in that there is a mixed economy of providers in the area, it is likely that in order to access these pools, swimmers either have to be a member of the gym or at least take out a swim membership. The wider strategic work will seek to understand if there are any opportunities for general community pay and play access and learn to swim programmes at these sites. Whilst the model will make assumptions when allocating vpwpp to these sites, a commercial pool will have its limitations in meeting wider community swimming needs and many members of the community will not be in a position to afford the costs associated with accessing these facilities.
- 85% of all visits to Waveney based pools and 83% of Waveney residents' visits that are met are made by car. This is a high figure even for a rural area. When viewed with a figure of 20.9% of households not having access to personal transport, this identifies the potential impact that this can have on an individual's ability to participate. When seen alongside the fact that of the 954 vpwpp not currently met

845 are down to people living outside the catchment of an existing facility, this is an issue that will only be exacerbated by lack of car ownership.

- Waveney is a net importer of 960 vpwpp, and exports just 99 visits each week. This shows that there is little or no reliance on neighbouring facilities to meet the needs of its residents. Whilst on the one hand this is a positive in that it is unlikely the authority could influence this provision, the negative is that residents do not benefit from an enhanced offer over and above the supply within their own district.
- Whilst overall the pool stock is not yet at the 70% capacity level, at 63% it is not far off. However, this figure does hide a potential issue with Bungay 69% and Waterlane 100% as the two local authority pay and play options both being near or at complete capacity. Whilst the wider strategy work should look to challenge these figures it tends to suggest that the local authority pools have limited capacity to meet any additional pool based demand. Those facilities that have capacity are either on school or commercial sites and the ability for those to add additional pay and play access is likely to be limited.
- Although at face value the pools do not look particularly well distributed with the south, south west and central parts of the district having no direct supply, this only has a limited impact on quality of access. This is due to the fact that those large market town communities that do not have their own direct provision sit within drive times (within 20 minutes) of other facilities. Whilst the requirements to travel, particularly beyond 20 minutes, will have an impact on an individual's ability and desire to swim, for facilities to be sustainable they have to have a high degree of use and this spatial analysis is suggesting that putting in place any additional medium to large scale supply in the district is not justifiable in terms of any specific location and it could place at risk the sustainability of existing pools by spreading the current usage / demand across the sites. The strategy sets out the implications and ways forward from the assessment that supply is sufficient to meet demand now and in the future. However, there are issues about access and time to travel to pools in some rural areas of the district.
- The conclusions above take into account that the FPM suggests the pool at St Felix School in Southwold makes a significant contribution to meeting community demand in the area. In reality this is not currently the situation, so the conclusions must be mitigated somewhat by the lack of usage of this school pool. Nonetheless, the pool is in existence and theoretically available if the school management could be encouraged and supported to make the pool available. The strategy sets out a recommendation to increase access to this pool for community use. By so doing, it would provide access to a swimming pool for residents who currently are outside the drive time of a public swimming pool and travel furthest to swim. By making the St Felix School pool available it would provide this accessibility and fulfil the conclusions of the FPM report.

ISSUES FOR CURRENT AND FUTURE PROVISION

- The assessment suggests that there is good provision for swimming, and it is difficult to justify any more pools in the district to meet current need. However, there is a perception that some of the district's market towns are not adequately served. Is there any justification for additional pools to meet this apparent demand?
- Taking into account location, size and availability, do the existing pools meet the demand for recreational swimming, teaching and/or club activities? Do swim clubs and others still experience difficulty of gaining access at their preferred times?

- There is evidence that the main community pools are operating at or near capacity. What measures can be taken to increase capacity in Lowestoft and Bungay in particular to overcome this?
- What is the role of commercial pools at health club and holiday sites in meeting the local demand for swimming?
- The current quality of the main pools is variable. There is an issue of age and functionality with the school pools, many of which were built before 1990, although some refurbishment has taken place. The quality of pools is very important. What improvements are needed (if any) to keep them fit for purpose over the lifetime of the strategy?
- In the current financial climate, what is the best way of funding new pools/pool enhancements/refurbishment if this is justified?

OPTIONS

- Do nothing, continued reliance on existing pools in Waveney will result in continued usage generally only slightly below capacity (except in Lowestoft and Bungay where capacity is reached), and a perception that Beccles and Halesworth at least are not well served.
- Options are a combination of:
 - modernisation of existing sites (e.g. Bungay)
 - partnership and increased access community use at existing school pools (e.g. St Felix, Ashley Academy)
 - Closer arrangement with existing commercial/tourist pools e.g. creating more community use access as a partnership between commercial providers and the Council
 - Longer term quality improvements.

4: Health and Fitness Centres

- 4.1 Sport England defines health and fitness suites as those facilities providing fitness stations for both cardiovascular and strength training, more commonly known as gym, and excludes spaces for aerobics and dance activities. The assessment below is based as before on the tools available from Sport England (although these are more limited than for other facilities).

QUANTITY

- 4.2 There are 12 health and fitness venues providing a total of 486 health and fitness stations across the district. Of these 5 are available on a pay and play basis, five are for registered members and two are for private use only. There is also a current proposal for an additional gym in Halesworth. The precise number of stations has been checked with the centres in question, and while there may be minor differences from the APP data displayed below, these are not judged to be significant – station numbers tend to be in flux all the time, and these are considered a snapshot at the present time.

Table 4.1: Health and fitness centres in Waveney

Site Name	Ward Name	Stations	Access	Ownership/management	Year Built/refurb
WATERLANE LEISURE CENTRE	Normanston	90	Pay and Play	Local Authority/Trust	1976/2014
NIRVANA FITNESS LTD	Kessingland	90	Pay and Play	Commercial	2006
BECCLES SPORTS CENTRE	Beccles North	20	Pay and Play	Academies /in house	1986/2007
EAST POINT ACADEMY	Kirkley	50	Pay and Play	Academies/ other	1997/2014
ORMISTON DENES ACADEMY	Normanston	8	Pay and Play	Academies/in house	2005
BUNGAY POOL AND GYM	Bungay	50	Registered Membership use	Local Authority/Trust	2005/2013
BANNATYNES HEALTH CLUB (LOWESTOFT)	Normanston	75	Registered Membership use	Commercial	2002/2007
BROADLAND HEALTH AND FITNESS	Whitton	22	Registered Membership use	Commercial	1995/2001
GUNTON HALL RESORT	Gunton and Corton	19	Registered Membership use	Commercial	2003
ST FELIX SCHOOL	Southwold and Reydon	20	Registered Membership use	Other Independent School	2004
BENJAMIN BRITTEN HIGH SCHOOL	St Margaret's	30	Private Use	Community school/in house	2006/2008
BUNGAY HIGH SCHOOL	Bungay	12	Private Use	Academies/ in house	n/a

- 4.3 One centre has closed in recent times, Better Body Gym in Lowestoft, which had 102 stations and operated predominantly as a body building centres. There are other body building gyms in Lowestoft and other parts of the district including Pro Fitness and the Gun Club, but these are excluded from consideration in view of their specialised activity. One further centre has been identified in Southwold (Gem Fitness) though no further details have been forthcoming.

- 4.4 In terms of availability for the wider community, 258 stations are predominantly for pay and play use (53%) on LA, school and commercial sites, 186 are for registered members (38%) on commercial and LA sites and 42 (9%) are privately used. If members clubs and others where full community access is constrained in some way are weighted down (50%), and private centres excluded, the effective number of 'public' stations in the district is 351.

Map 4.1: Location and distribution of health and fitness centres in Waveney



- 4.5 **Other health and fitness centres in the wider area** - In addition to the gyms in Waveney, there are a number of other centres outside but on the edge of Waveney, in Great Yarmouth particularly, which can accommodate Waveney users if required. However, it is considered that the range of facilities on these sites, the distance from the main centres of population in Waveney, and their current availability to the community mean that in reality they make little contribution to the needs of Waveney residents for sport on a regular basis.

- 4.6 **Facilities per 1000 population** – a manual calculation of the pro rata provision of health and fitness centres in Waveney, the neighbouring LAs and other areas reveals the following (the totals include all facilities on the database that are currently in operation, in some form of community use).

Table 4.2: Relative provision of health and fitness centres

	Population 2015	All centres	No of stations	All stations /1000
Waveney	116,176	11	444	3.82
Suffolk Coastal	125,167	8	263	2.10
Mid Suffolk	99,121	10	419	4.23
Gt Yarmouth	98,914	10	502	5.08
South Norfolk	130,619	13	553	4.23
Suffolk	742,765	72	3030	4.08
East region	6,051,427	582	32333	5.34
England	54,669,203	5707	320553	5.86

- 4.7 Local provision in Waveney for health and fitness stations is about 65% of the national and regional averages, and lower than most of the surrounding districts, and Suffolk in general. Relative supply of health and fitness is therefore low.

QUALITY

- 4.8 Information on the quality of facilities in Waveney is taken from APP, which highlights age of facility, and refurbishment, enables this aspect to be used as a proxy for quality, and is supplemented by site inspection data.

APP data

Table 4.3: Age of health and fitness centres

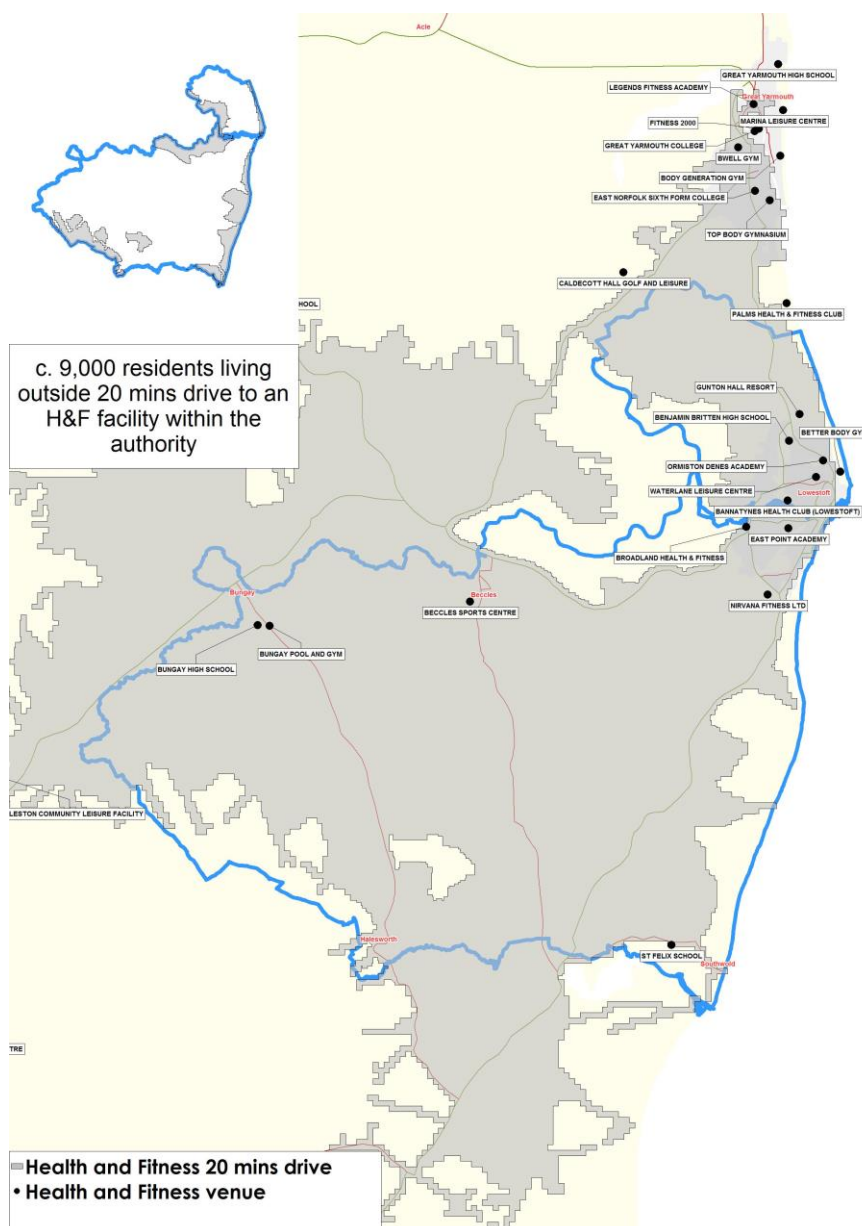
	Built	Refurbished
<1980	1	1 (2014)
1980-1989	1	1 (2007)
1990-1999	2	2 (2001/14)
2000-2009	6	2 (2007/13)
2010-	0	

- 4.9 Of the 10 centres currently available for community use (for which information is available), the majority were built after 2000, and all but one of the rest have been refurbished since that date. It can be judged therefore that health and fitness facilities are generally in good condition according to age.
- 4.10 The quality, condition and programming were also assessed by site visits to the health and fitness centres at the main 'public' pools and halls, and the scores for these are incorporated the previous facility types. In addition, the commercial gyms were also assessed for their condition and quality, and generally were also considered to be good.
- 4.11 Overall, the quality of health and fitness centres can be said to be good, only one centre has not been built or refurbished since 2000, and the condition and range of facilities meets current requirements.

ACCESSIBILITY

- 4.12 No detailed assessment of accessibility was undertaken (and accessibility mapping is no longer available from Active Places). However, from the map below, the distribution of gyms around Waveney suggests that only about 9,000 local residents live outside the 20-minute catchment of an existing centre in Waveney or the immediate area (representing about 8% of the total population). All main towns except Halesworth are well served. Residents of most of the main towns are also likely to be within a 20-minute walk of the main centres.

Map 4.2: Accessibility to health and fitness centres in Waveney



AVAILABILITY

4.13 As with halls and pools, the availability of the gyms has been assessed using similar criteria:

- Management and ownership – of the 11 main centres, 6 are available on a pay and play basis while 5 are for registered members only. There is a range of ownerships but gyms are all available on payment of a monthly subscription or 'on the day' according to choice. In reality there is a good range and choice according to tenure.
- Programming and sports development policy - this is not really a consideration when addressing the availability of health and fitness facilities.
- Cost of use - there is no evidence that pricing is restricting usage of the existing centres – information is available on monthly costs of membership and pay and play centres, but it is considered that there is sufficient competition between centres to ensure that all centres are available for use at an appropriate cost.
- Patterns of use e.g. a popular facility that is always full, a facility that is heavily used but only for a limited period across the week, is the nature of use changing over time? There is no evidence that this occurs within the district.
- Hours of use e.g. opening times available for public use, this will be linked to the programming policies above. Hours of use generally cover the whole day from early morning to late at night, although access on school sites may be more constrained.
- Facility design e.g. the physical design and layout of a facility may limit or prevent use by specific users. Most centres are purpose built and therefore fit for purpose at least from the day of construction. The minor exceptions are a number of school gyms that are housed in smaller rooms, not specifically designed for this purpose.

4.14 These factors influence the availability to the user for the facility, but there is no evidence that they prevent any facility being used for its prime purpose, and therefore impact on the overall capacity of the facility. The only restrictions at present would appear to be availability of the facilities on school sites during the daytime when schools are in session.

DEMAND

4.15 Active Places or the FPM do not consider health and fitness in the same degree of detail as other facilities, and there is no 'ready reckoner' for assessing demand. The Fitness Industry Association has devised a model that provides guidance on the supply of stations against the current anticipated demand.

4.16 The model defines health and fitness users as all people participating in health and fitness, including private club members and users of local authority facilities. The model is based on peak period demand, and the peak times are identified as follows:

Mon-Fri, 6pm – 10pm

Sat-Sun, 12pm – 4pm

- 4.17 For modelling purposes, it is assumed that 65% of the total weekly usage occurs at the busiest (peak) time periods. Based on research with health and fitness operators it has been assumed that the average member/user visits the facility 2.4 times per week.
- 4.18 Sport England's Active People Survey has been used to understand the percentage of the population participating in health and fitness. In Waveney, Active People shows that over the past few years (since APS was established) about 10% of the population participate in health and fitness/gym on a weekly basis (if taken as a trend over the years). However, the current participation rate from APS9 (see below) is 13.5%.

Table 4.4: Demand calculations for health and fitness

Standard	Value	Total
Population (over 16)		97600
% of population participating in health and fitness	13.5%	13176
Average number of visits per week	2.4	31622
No. of visits in peak time	65%	20554
No. of visits on one hour of peak time	28	734
TOTAL NO. OF STATIONS REQUIRED (PEAK TIME)		734

- 4.19 This shows that, on this basis, a total of 734 stations are required during the peak time period to accommodate anticipated current levels of demand. According to Active Places, the current supply is 486 (or 351 if relative accessibility to the public is included) – this represents a significant shortfall of 250-400 stations depending on whether or not only those widely available to the community are considered. The demographics of the area, particularly outside Lowestoft, may account for this apparent shortfall.
- 4.20 **Waveney Council** has undertaken assessments of demand through the Leisure Database Company in connection with its own health and fitness facilities, and the prospect of a new gym in Halesworth, which identifies likely demand or gyms in the area of its two main centres, based on the market profile of each area.

Table 4.5: WDC assessment of demand for health and fitness

	Total demand	Current membership	Latent demand
Waterlane	2731	1700	1031
Bungay Pool and Gym (assuming new gym at Halesworth)	1321	1100	221
Bungay Pool and Gym (excluding Halesworth proposal)	1446	1100	346
Halesworth proposal	738		

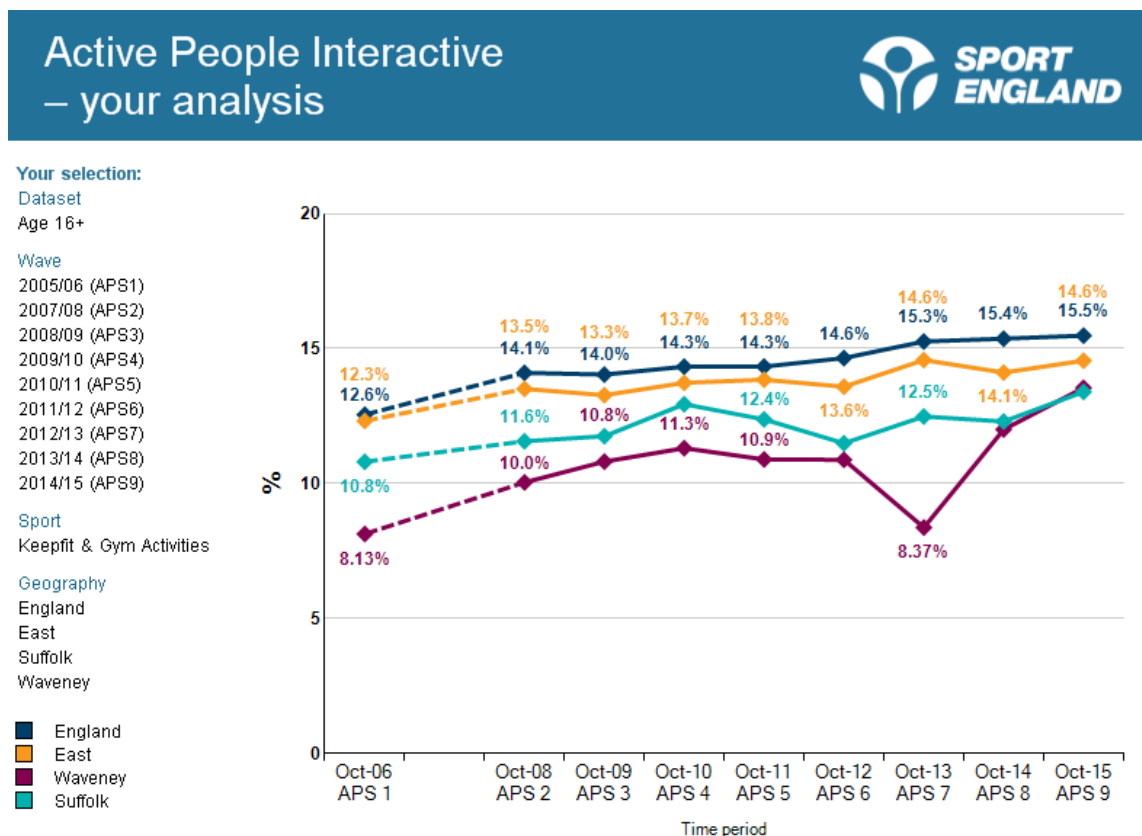
- 4.21 It is not clear how the identified latent demand converts into the need for additional stations, but it is evident that there is significant potential latent demand for 'public' health and fitness facilities in these two centres (60% at Waterlane and 20-30% in Bungay), and a justification for an additional centres in Halesworth (the current proposal is for a 50-60 station gym).

GENERAL DEMAND

Active People Survey

- 4.22 Participation in what APS defines as keep fit and gym activities has varied considerably over the years since APS began, but has generally increased, and now stands at 13.5%. This is consistently below comparable areas (generally 2-3 percentage points), and is a reflection of the aged population. Like these other figures, the trends are broadly upwards.

Chart 4.1: Participation in health and fitness



- 4.23 Market segmentation data is not strictly comparable for health and fitness and no analysis has therefore been made of this.

Other indicators of demand

- Future demand – if current trends in gym activity continue, it is likely that participation will increase to a similar degree as in recent years.
- Population changes – while the overall population of Waveney is estimated to increase by 2.5-7.6% by 2021/2026, there is an estimated drop in the active population (aged 5-54) of -1.2-1.9%, which in many sports (including health and

fitness) could reduce the demand/participation unless development initiatives are undertaken. However, health and fitness and gym membership is increasingly popular among age groups outside the conventional 'active' population, and a continuation of these trends, associated with membership initiatives, healthy living appeals and the like, could increase levels of activity.

- Latent demand – the lack of comparable MS data makes latent demand difficult to estimate, but it is likely that there is a small proportion of the population that would like to take part in these activities that currently do not or cannot (see the Waveney market profile data).

SUMMARY AND CONCLUSIONS

- There is a good distribution of gyms across the whole district, with all the main towns (except currently Halesworth) served by centres. There is a good mix of gyms of various sizes – five have 50 stations or more, while there are a number of smaller centres. The centres are a combination of commercial, school and LA facilities, but the majority (53%) are available on a pay and play basis (albeit that membership is probably available in all).
- Relative provision for health and fitness in the district is lower than most other LA areas in the area, and the county in general, and only 65% of the national and regional average.
- The quality of facilities is generally good.
- Accessibility by car is within accepted standards and on foot within the main towns acceptable.
- Overall demand for keep fit and gym activities in Waveney, possibly a function of demographics, has generally lagged behind the average for Suffolk, the region and England, but is now almost at these levels. It is on an upward trend, and likely to continue to grow as population increases up to 2021/26, as all age groups continue to demand access to centres.
- There is an estimated theoretical demand for an additional 250-400 stations, based on local participation rates and calculations based on FIA guidance, and a latent demand for additional stations identified by Waveney's market profile data. Significant additional stations/centres can be justified, preferably in association with planned and existing provision for, and refurbishment of, other built sports facilities.
- There is a gap in provision in Halesworth, which would be addressed by the provision of a proposed new centre in the town.

ISSUES FOR CURRENT AND FUTURE PROVISION

- Health and fitness responds to the market better than other sports facility provision, so is existing provision adequate? There is apparent latent demand and some gaps in provision – should these justify new/additional gym facilities?
- The scale and size of new health and fitness centres will be determined by demand, and the need to make other provision sustainable. Therefore, a new facility is only likely to be built if it is economically viable and sustainable to do so as part of other provision e.g. in conjunction with a new sports hall, swimming pool or AGP.

- Is existing access to health and fitness centres equitable for the whole community? Are there enough health and fitness facilities available on a pay and play basis? Are all sections of the population catered for – e.g. young people, senior residents, and disabled?
- The optimum size of health and fitness centres may depend on a range of factors, and there is no ideal number of stations per centre.

OPTIONS

- Additional provision only with other new sports facilities. New/refurbished built sports provision should have gym – around 50 stations to support business case/viability.
- Identified need for gym in Halesworth to plug an existing gap. Other new/additional provision where justified.
- Small scale fitness gyms in smaller towns and villages to meet a local need.
- Improved community access to private/commercial facilities – part of wider partnership between the Council and commercial providers on other facility types.
- Maintain quality and fitness for purpose.

QUANTITY

- 5.1 The Active Places database has recently collected information on studio provision mostly as part of wider sports facilities. There are 12 such studios identified and currently available in Waveney in 7 locations (one in private use), mainly at health clubs and gyms and on school sites.
- 5.2 In addition there may be studios at several of the local secondary and high schools which may be available for wider community use (eg Ashley School) but these have not been considered in detail.

Table 5.1: Studios in Waveney

Site Name	Ward Name	No	Access Type	Ownership/management	Year Built/refurb
BUNGAY POOL AND GYM	Bungay	1	Pay and Play	Local Authority/Trust	2005
EAST POINT ACADEMY	Kirkley	1	Pay and Play	Academies/other	2002
NIRVANA FITNESS LTD	Kessingland	2	Pay and Play	Commercial	2006
BANNATYNES HEALTH CLUB (LOWESTOFT)	Normanston	3	Registered Membership use	Commercial	2002
ORMISTON DENES ACADEMY	Normanston	1	Sports Club / Community Association	Academies/in house	2011
WATERLANE LEISURE CENTRE	Normanston	3	Sports Club / Community Association	Local Authority/sports club	n/a
BENJAMIN BRITTEN HIGH SCHOOL	St Margaret's	1	Private Use	Community school/in house	1998

- 5.3 One centre recently closed at Better Body Gym in Lowestoft.

Map 5.1: Location and distribution of studios in Waveney



- 5.4 Relative supply compared with other LAs in the area, region and national provision is not considered appropriate at this stage in view of the unreliable and inconsistent nature of the data collected.

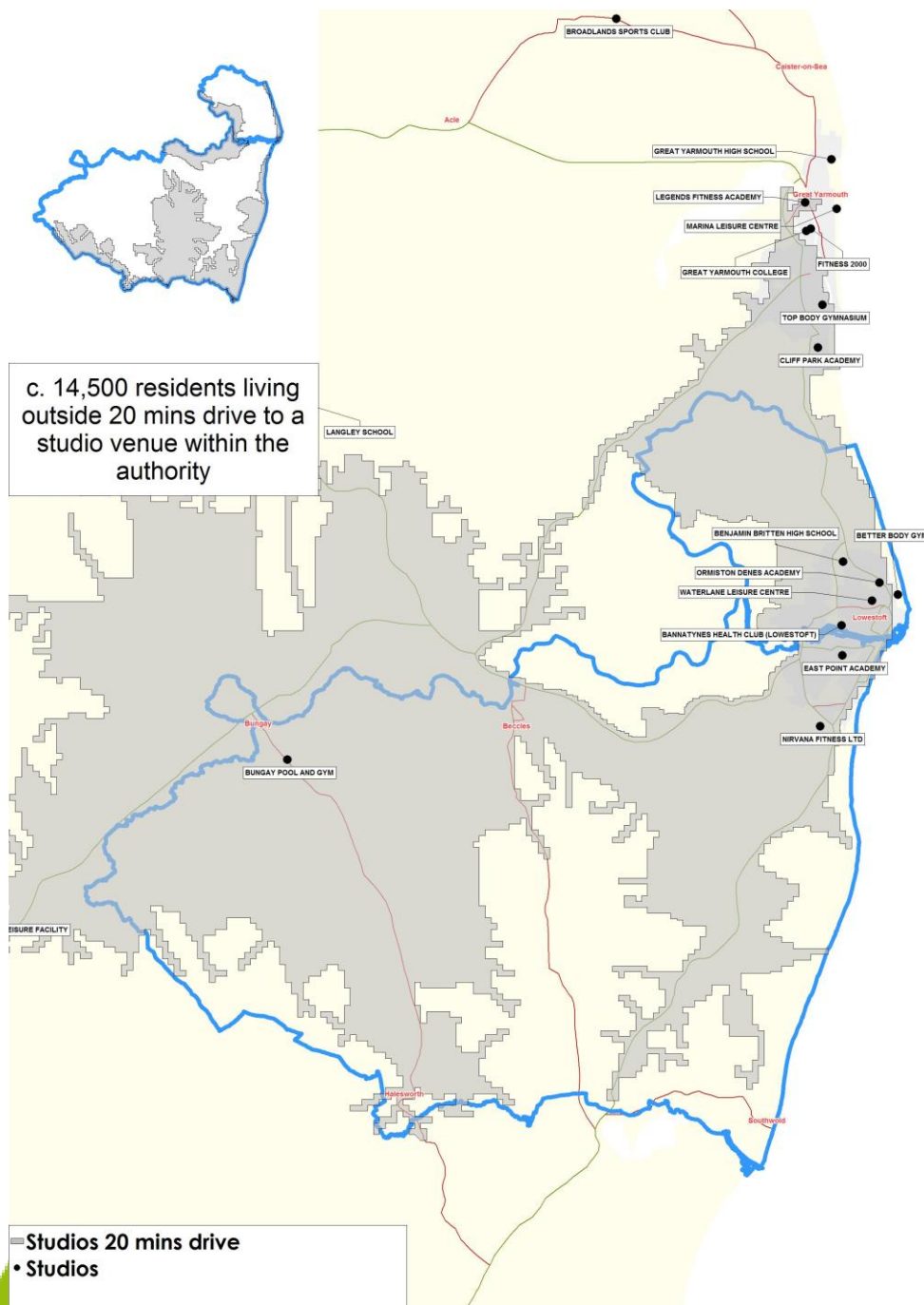
QUALITY

- 5.5 No detailed quality and condition assessment has been undertaken, but for the purposes of this study, existing facilities are considered from site inspections to be fit for purpose.

ACCESSIBILITY

- 5.6 No detailed assessment of accessibility was undertaken (and accessibility mapping is not available from Active Places), but the distribution of studios around Waveney suggests that a very low proportion of local residents (14,500 or about 12%) live outside a 20-minute drive of a studio. Residents of Lowestoft and Bungay have the best driving accessibility, and walking accessibility is also good within these centre, but Southwold, Beccles and Halesworth are more inaccessible to studios.

Map 5.2: Accessibility to studios in Waveney



AVAILABILITY

- 5.7 All the studios at the LA and commercial gym centres are available to hire for pay and play, or for use by registered members for courses, lessons and sessions, and appear to fulfil a wide range of functions – eg activities such as dance, martial arts, fitness, etc that do not require a larger space. There are no apparent constraints in terms of availability that would deter usage for smaller scale activities in conjunction with the main use of the larger host facility.

DEMAND

- 5.8 There is no accepted method of assessing demand for studio use, but discussion with studio owners, managers and operators suggest that there is significant spare capacity and little or no expressed unmet demand. Active People data on participation is too imprecise to accurately extrapolate demand, but some data is set out below for activities that take place in studios.

GENERAL DEMAND

Active People Survey

- 5.9 Aerobics participation has been on the decline throughout the period of APS at both national and regional level, and now stands at about 0.6% of all adults. Data for Suffolk is only available up to APS5 and has fluctuated around the average, but the general trend is downwards. It is a reasonable assumption that current participation in Suffolk and particularly Waveney is at about 0.7% of adults, and that total adult participation in aerobics is about 700 in the district on the basis of these figures.
- 5.10 Exercise, movement and dance data is only available anywhere from 2011 (APS5), and has generally declined from a peak in 2012. It is estimated, based on the county data, that participation is about 1.3%, meaning that about 1250 adults take part in this activity in Waveney.

Chart 5.1: Participation in aerobics

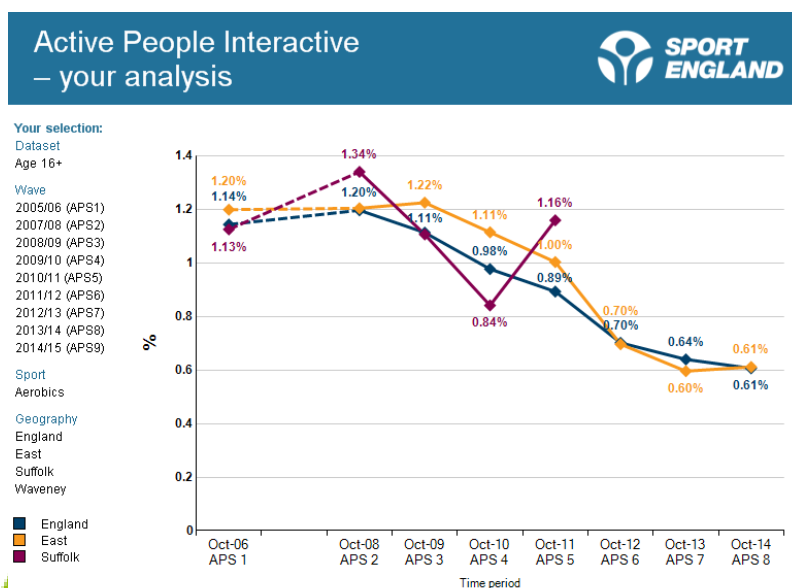
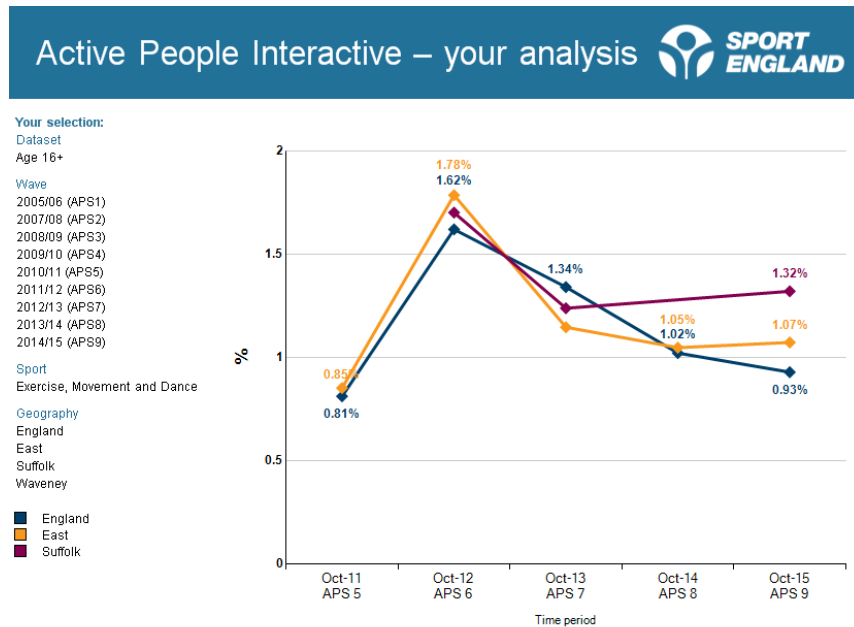


Chart 5.2: Participation in exercise, movement and dance



Market Segmentation

- 5.11 There is no comparable data in MS for the activities that take place in studios, although the following provides some evidence of demand for a related activity.

Map 5.3: Distribution of people participating in dance exercise

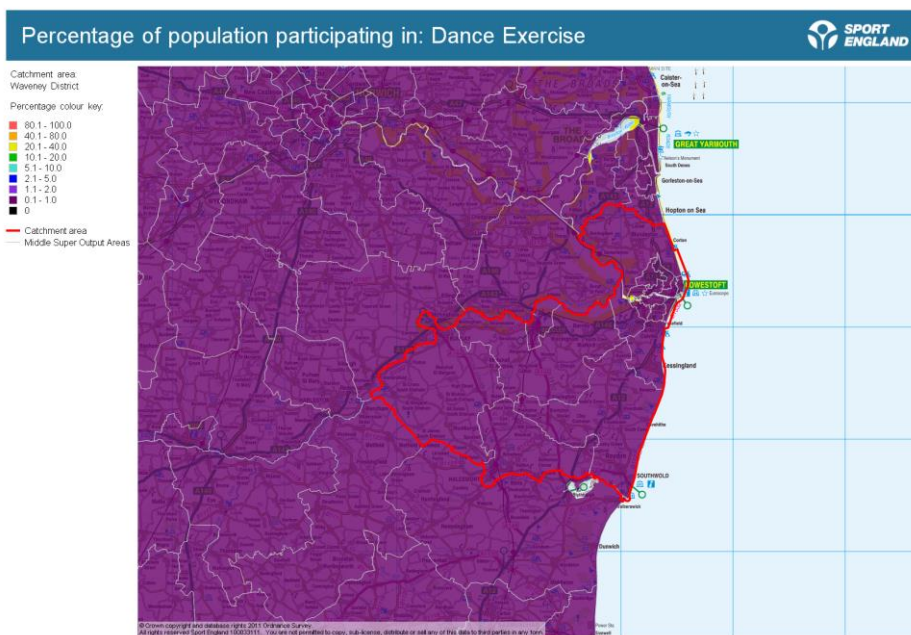
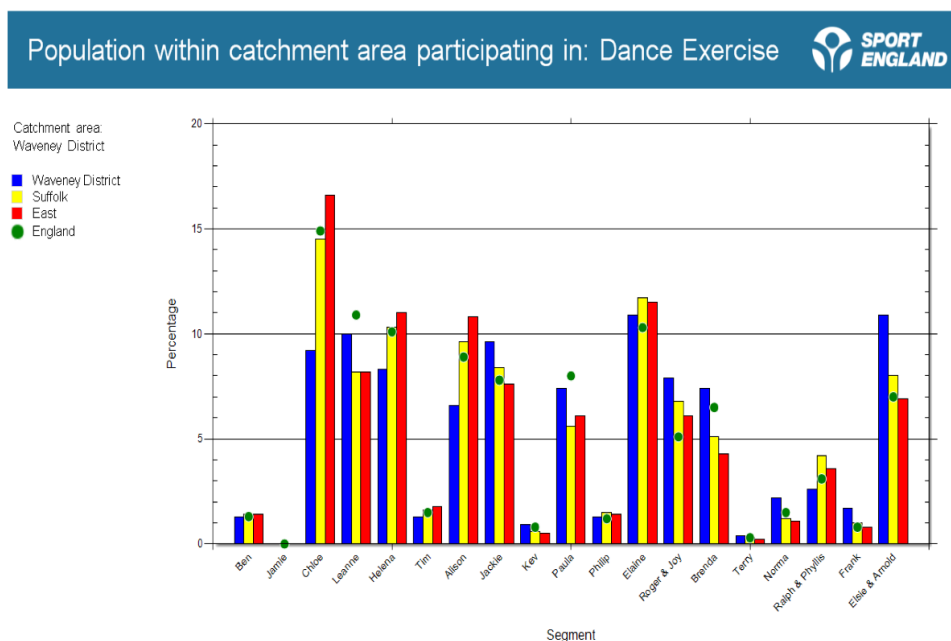


Chart 5.3: Population participating in dance exercise



5.12 Participation rates throughout the district are about 0-1%, and the main participants in dance exercise are Elsie and Arnold, Elaine, Leanne, Chloe and Jackie, of which the first two and Jackie participate at higher than the national average. There are about 250 active participants, and a further 150 who would like to take part. Participation in this activity is lower than that above for aerobics/movement and dance, but it demonstrates that suitable facility provision is required for groups who do not demand them for other activities.

Other indicators of demand

- Future demand – there is an estimated drop in the active population (aged 5-54) between 2016 and 2021/2026 of -1.2 to -1.9%, which in many sports could reduce the demand/participation unless LA, NGB and other development initiatives are undertaken. However, in this case, the increase in the elderly population might mean that demand for dance activities (especially those attractive to the Elsie and Arnold group) may well increase.
- Latent demand – the MS figures suggest that there may well be a small number of local residents who would like to take part in activities in studios who currently do not.

SUMMARY AND CONCLUSIONS

- Studios are identified in 7 locations in Waveney although there may well be other facilities throughout the district fulfilling a similar function.
- The lack of reliable and comprehensive data renders a comparison with other areas unreliable.
- Demand for studios in Waveney is quite buoyant, based on APS and other data, which takes into account the demographics of the area.
- At this stage and in the absence of evidence to the contrary, it is reasonable to assume that at best, there is a balance between supply of and demand for studios in the district, and that future demand will be low.

ISSUES FOR CURRENT AND FUTURE PROVISION

- Is there a local demand for additional studios for dance, movement, and other activities requiring smaller and specific spaces?

OPTIONS

- Development of additional studios if need identified.
- Better community use of existing school studios where demand is evident.
- Quality enhancements.
- More promotional management.

- 6.1 Except for the database of facilities, the assessment below is not based as before on the tools available from Sport England, and relies on locally gained information, websites and feedback from governing bodies.

QUANTITY

Map 6.1: Location and distribution of squash courts in Waveney



- 6.2 The APP database includes the following courts, which have been verified by site visits.

Table 6.1: Squash courts in Waveney

Site Name	Ward Name	Facility Sub Type	Courts	Access	Ownership/ management	Year Built/ refurb
WATERLANE LEISURE CENTRE	Normanston	Glass-backed	2	Pay and Play	Local Authority/Trust	1985/2012
BECCLES SPORTS CENTRE	Beccles North	Normal	1	Pay and Play	Academies/in house	1971
ST FELIX SCHOOL	Southwold and Reydon	Normal	2	Pay and Play	Other Independent School/in house	1985

6.3 Of the total of 5 courts on three sites, three are conventional courts, and only two glass backed, allowing for viewing. All courts are available on a pay and play basis, on local authority/trust and school sites, and therefore available to the wider community, and club membership is also available.

6.4 One court at Beccles Sports Centre is understood to have closed down in recent times.

Other courts in the area

6.5 The only other courts available within an accessible distance of the edge of Waveney and which might accommodate demand from local residents are in Great Yarmouth and Suffolk Coastal, but these are considered sufficiently distant not to affect local supply and demand.

Relative Supply

6.6 A manual assessment has been undertaken of the supply of squash courts in Waveney compared with pro-rata provision in the neighbouring LA areas and other areas (the totals include all facilities on the database that are currently in operation with some degree of community use).

Table 6.2: Relative provision of squash courts

	Population 2015	No of courts	Courts/1000
Waveney	116,176	5	0.04
Suffolk Coastal	125,167	19	0.15
Mid Suffolk	99,121	5	0.05
Gt Yarmouth	98,914	7	0.07
South Norfolk	130,619	10	0.08
Suffolk	742,765	70	0.09
East region	6,051,427	491	0.08
England	54,669,203	3826	0.07

6.7 Relative provision in Waveney is very low, compared with the national, regional and county averages, and the local provision in any of the neighbouring LA areas.

QUALITY

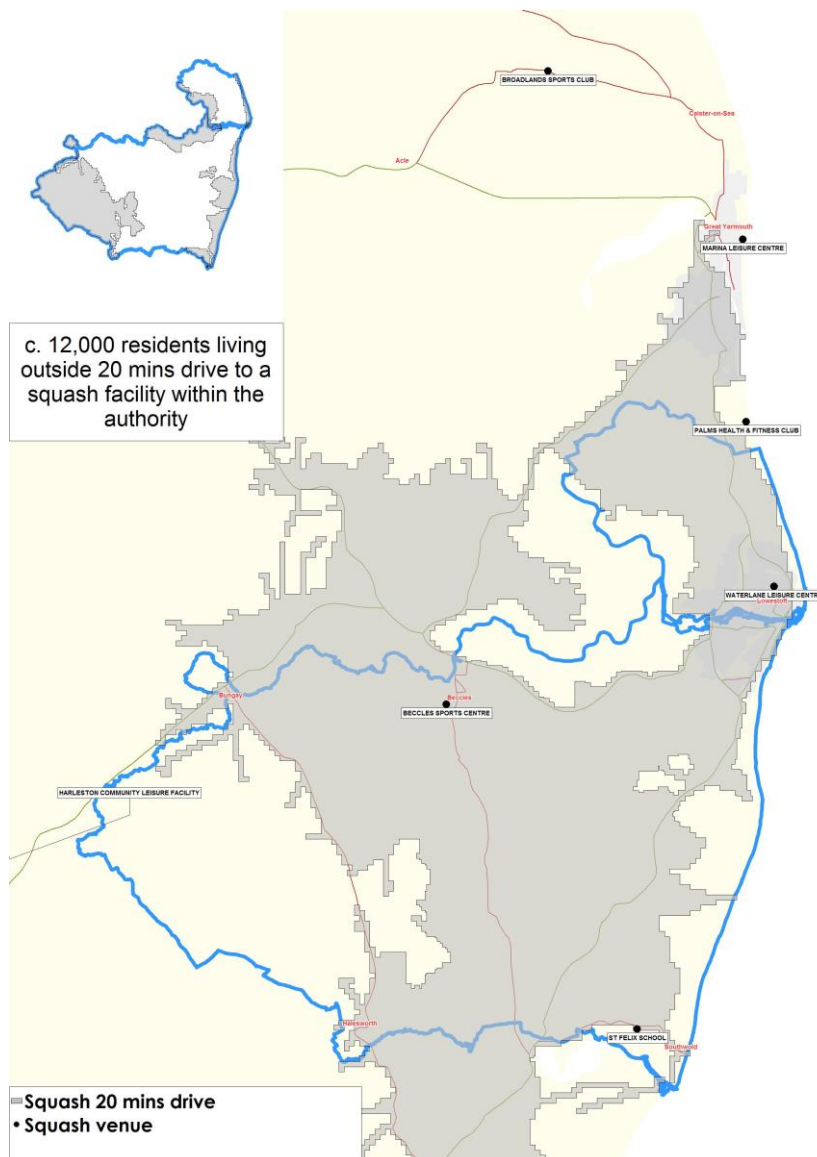
6.8 Active Places data suggests that all squash centres/courts were built in the period from 1971-85 although two have been refurbished in the last 5 years. Basic quality assessments were undertaken during site visits to assess their quality and future fitness for purpose in

more detail, and there appears to be a variation on the quality of squash facilities in the district, with some of the older courts and facilities requiring some modernisation.

ACCESSIBILITY

- 6.9 No detailed assessment of accessibility was undertaken (and accessibility mapping is not available from Active Places), but despite the relative lack of courts, their distribution around Waveney suggests that a very low proportion of local residents (about 12,000 or 10%) live outside a 20-minute drive of a squash court.

Map 6.2: Accessibility to squash courts in Waveney



AVAILABILITY

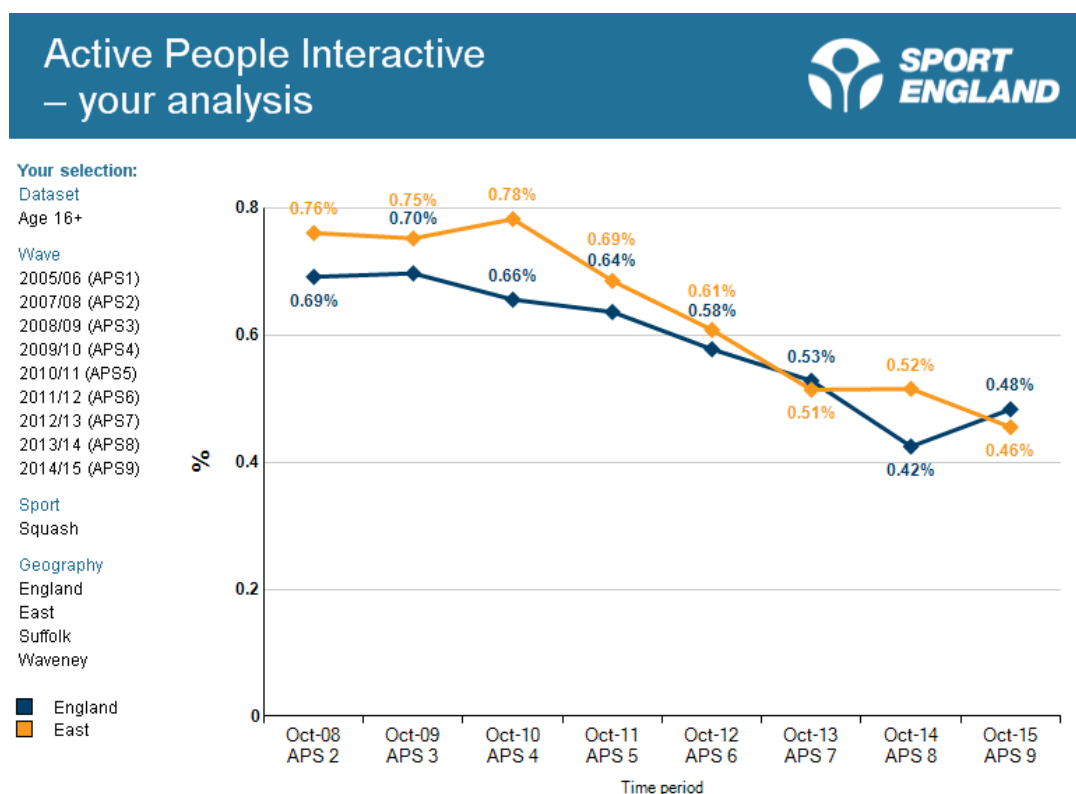
- 6.10 All the squash courts are available on a pay and play basis, although Waterlane and Beccles operate leagues and membership options. It is unusual that there are no club

based facilities in the area, and this may signify that squash is not strong in Waveney. No constraints in terms of availability were identified that would deter usage of squash facilities in the district, although the usage of the courts at St Felix School is apparently limited, and they are not well used by the wider community.

DEMAND

- 6.11 There is no established methodology for estimating the level of total demand, and satisfied and unmet demand as with other planning tools. The Active People surveys undertaken regularly by Sport England do give some indication of existing participation in squash although it is accepted that this does not equate exactly with demand, as the latter may be affected by current provision. However, the regularity of the surveys from 2007/8 on a six monthly and annual basis since then do allow some trends in participation to emerge, as set out in the following table. Because of sample sizes, the data is only available at national and regional level.

Chart 6.1: Participation in squash



- 6.12 Some of the headline findings from these APS surveys and recent Sport England reports are as follows:

- Overall participation has declined both in regular and less regular participation over the whole time period up to APS8 (October 2014), and this is reflected in both male and female activity rates (although there has been a slight rise in APS9).
- The latest detailed figures for October 2015 reveal 224,000 adults are playing squash at least once per week in England, an increase of more than 27,000 compared to the previous year. Participation amongst the 16-34 age category saw the biggest

increase of almost 40%.

- However, the latest overall data for the period April 2015- April 2016 reports that there has been a further drop in weekly squash participation of 11,000 since APS9. There are now estimated to be 213,000 weekly participants in the sport. The picture is one of general decline in participation, but fluctuations from year to year.
- Other England Squash data shows that organised squash represents about 27% of all participation, club membership 18% and organised competitive squash about 13%, and that coaching and tuition have increased over time.
- Participation in the East region has generally been higher than the national average, but is currently slightly lower (and has declined more rapidly).
- On the basis of the national and regional levels of participation Waveney would have a participation rate of about 0.47%, which applied to the adult population would mean about 450 adults playing weekly in the area.

6.13 It is well documented that squash is not as popular as in its heyday of say 20 years ago, but it is apparent that there is a core of participation, that new courts are often being built and that the NGB (England Squash) is active in promoting the sport. However, participation targets set with Sport England have consistently been missed.

6.14 In the absence of more detailed information about demand, but based on perceived usage of the few facilities that do exist in the district, it is likely that the demand for squash courts in Waveney is lower than the national average, but that this will fluctuate and may well decline further given the most recent overall trends in participation. Feedback from user consultations and facility visits suggests that existing facilities are by no means well used, that there are relatively few teams playing in local leagues and ladders and that there is significant spare capacity at existing venues.

Market segmentation

6.15 Market segmentation data can be used to establish the profile of current and likely future levels of participation in squash as with other sports. For squash in general, the distribution of participation among adults is set out in the attached maps and tables (the data relates to squash and racketball so is not directly comparable with the APS data above).

6.16 The overall map suggests that squash participation is likely to vary across the whole district between 0.1 and 2% of the adult population, though it is potentially higher outside Lowestoft and the coastal areas. The main participants (in common with many areas) are Tim, Philip and Ben, but the first two of these are less well represented than nationally. Total participants in squash is estimated at about 950 adults (this is inconsistent with the estimate set out above, but the MS data is for once monthly participation and also includes racketball)). Potential additional participants reflect the current situation, and number about 650 – i.e. there is a latent demand for about a further 66% participants (this figure should be treated with some caution as it reflects a theoretical situation based on market segments rather than an actual propensity to take part in sport).

Map 6.3 Distribution of people participating in squash

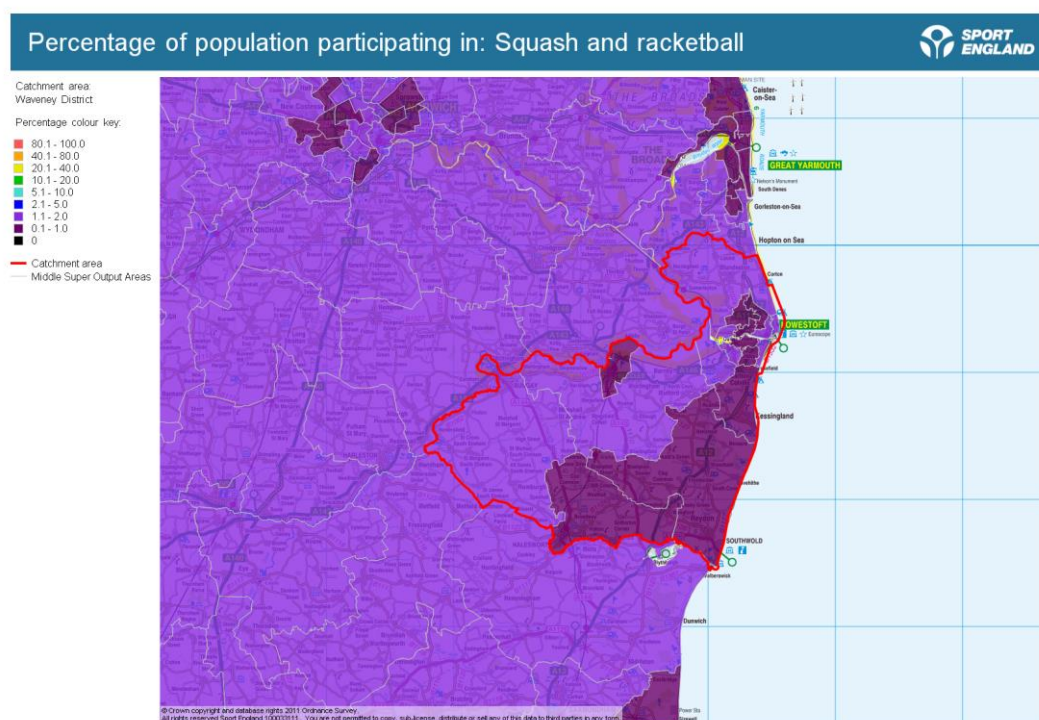
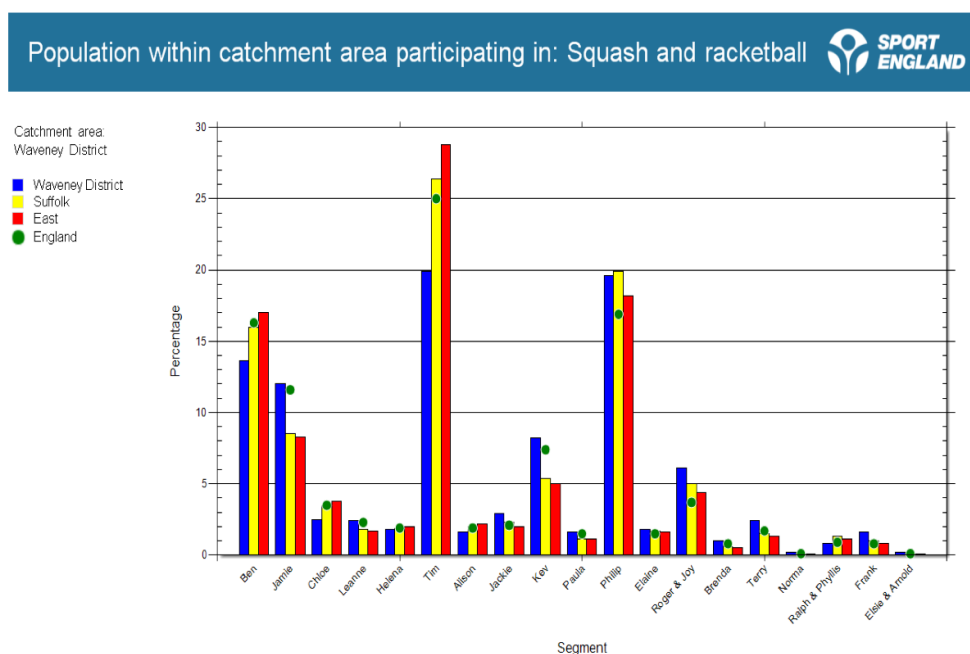


Chart 6.2: Population participating in squash



Other indicators of demand

- Future demand – there is an estimated drop in the active population (aged 5-54) between 2016 and 2021/2026 of -1.2 to -1.9% which in many sports (including squash) is likely to reduce the demand/participation unless development initiatives are undertaken. There is unlikely to be an increase in demand for squash because of population change.
- England Squash have recently (Jan 2015) prepared a new participation strategy, Game Changer, which in response to the steady decline in playing numbers over the past five years, has the following main aims by 2017:
 - increase participation by 5%
 - reverse the decline in participation and sustain playing numbers
 - produce a net gain of 11,000 players per week – this is planned to be achieved across all providers of squash (clubs +4000, public and private leisure providers +5000, education +2000)
- Latent demand – the MS figures suggest that there may well be a significant number of local residents who would like to take part in squash who currently do not.

Consultation

- 6.17 Waveney Squash League comprises four clubs at present, only one of which is based in the district – Beccles SC playing at Beccles SC.
- 6.18 Waterlane Squash and Racketball Club are based at Waterlane. It currently operates 8 leagues of 6 players (plus racketball), and there is coaching available. Membership is available through the centre.
- 6.19 Southwold St Felix School courts are available through the school and accommodate play outside of school hours– the Reydon parish website suggests availability early morning, evenings and on Saturdays, though there is no evidence of actual usage and no club is based there.
- 6.20 **Secretary, Suffolk Squash** –three clubs are apparently affiliated to England/Suffolk Squash, at Beccles, Waveney LC and Kessingland, though there are no other references to the latter elsewhere. None of the Waveney clubs plays in the county leagues, which accommodate clubs mainly from south of the county. The county association considers that development of the game at LA centres (i.e. non club based venues) requires special effort, and multi-use of existing squash courts may well be a way of retaining them for squash – e.g. for use for disabled tennis, gym and fitness activities. The fastest growing racket sport in the world is racketball, and about half of play especially on 'public' courts is now in racketball. It is considered more suitable for older and less fit individuals, and young people and may well save some squash facilities from declining. Racketball is within the remit of England Squash, the NGB. The strategy for squash and racketball is to develop squash in schools, and promote excellence programmes. It is unlikely that the Waveney clubs and venues are priorities for development in the county.
- 6.21 **Organiser of squash league, Beccles SC** - in 2015 the school/centre took the decision, without consultation with the squash hirers, to convert one of the two courts to increase the size of the gym at ground level and install a dance studio/general purpose room

above it. With squash down to only one court it initially became more difficult to book a court, although it is now easier because so many players have transferred to Water Lane. Team squash and social squash at Beccles have become much more difficult with only two people on court and others waiting on the balcony. The number of people in the League has gone down from about 30 to 10. Squash is unlikely to remain financially viable at Beccles for much longer. Recommendations:

- If, as a result of this study, it is decided that there are still too many squash courts in the study area, closing one of the two at Waterlane is not preferred, as it will effectively kill squash in the area completely. It is better to have one pair of courts than two single courts in different locations where team squash and social squash cannot flourish.
- If, as a result of the study, it is decided that there are now not enough squash courts in the study area, restoring the court at Beccles is preferred to building another single one somewhere else.

6.22 **Beccles Squash Club** - 'Beccles Squash Club aims to promote and encourage the game of squash and to further its growth and development at all levels.' However, with training facilities being reduced due to the demand from the Sir John Leman High School the potential for bring new members into the sport is difficult.

SUMMARY AND CONCLUSIONS

- There are three venues for squash in Waveney, serving Lowestoft, Beccles and Southwold, and gaps in provision in the rural areas and market towns like Bungay and Halesworth.
- Relative provision of courts is very low compared with the local, regional and national average, while demand is estimated at about the national average. There is an apparent shortfall of courts in strategic terms.
- Existing venues have some spare capacity and there are relatively few teams representing clubs – observers have stated that there has been a decline in participation in recent years. Future demographic changes are not conducive to increasing demand, though there may well be some latent demand in accordance with the MS profile.
- At this stage, it is reasonable to assume that there are sufficient squash courts to meet current and future demand, although this should be monitored as part of the ongoing strategy implementation. There is justification in retaining the existing courts, and resisting any further closure, particularly if this leaves no venue with less than 2 courts. Casual and pay and play squash predominates, but there are league and club competitions in at least two venues.
- The quality of existing courts and other facilities is variable, and should be maintained and enhanced to ensure continued fitness for purpose over the span of the strategy.

ISSUES FOR CURRENT AND FUTURE PROVISION

- Is there a local need for additional squash courts to meet demand in accordance with the demand exercise? Conversely should existing courts be retained to single court venues which inhibit club development and more usage?

- Is the range and type of courts suitable for the different demands – is there a need to develop clubs to promote and develop the sport (all the courts are effectively LA or school based)?
- Are facilities adequate to allow the development of clubs, coaching and junior participation?
- Quality and condition overall are considered to be average at best, but need to be maintained to keep facilities fit for purpose over the period of the strategy.

OPTIONS

- Probably no need for additional courts, but maintain existing courts at Beccles and Waterlane.
- Promote better usage of the St Felix School courts if appropriate.
- Focus on partnership between schools and public providers and the NGB/LA to promote development of the sport, including racketball.
- Longer term quality improvements where necessary to ensure long term fitness for purpose.

7: Indoor Bowls

7.1 The assessment below is based as before on the tools available from Sport England.

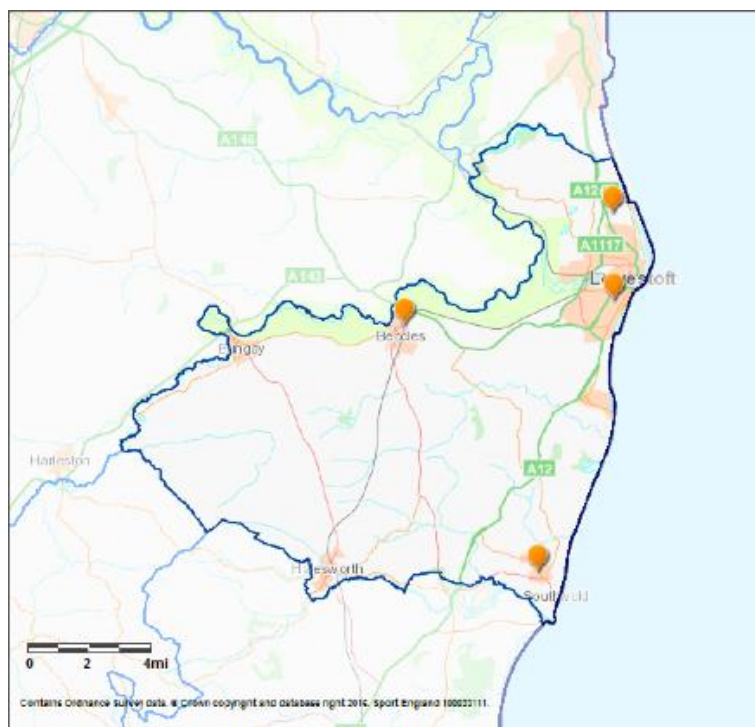
QUANTITY

Table 7.1: Indoor bowls halls in Waveney

Site Name	Ward Name	Rinks	Access	Ownership/ management	Year Built/ refurb
BECCLES INDOOR BOWLS CLUB	Beccles North	4	Sports Club / Community Association	Sports Club	1973/2005
CALTON ROAD BOWLS AND SOCIAL CLUB	Kirkley	4	Sports Club / Community Association	Sports Club	1986/2009
GUNTON HALL RESORT	Gunton and Corton	4	Sports Club / Community Association	Commercial	1994/2007
SOLE BAY BOWLS CLUB	Southwold and Reydon	4	Sports Club / Community Association	Sports Club	1971/2001

7.2 There are four indoor bowls facilities within Waveney providing 16 rinks – three of these are club based and the other at a holiday resort. In reality all are available on a membership basis, despite the APP description in some cases.

Map 7.1: Location and distribution of indoor bowls centres in Waveney



Description of indoor bowls centres

7.3 The four indoor bowls centres are considered in more detail below:

Beccles IBC

Beccles IBC has 4 rinks and is open all year round. Facilities also include changing, bar and social areas. The club (according to its website) is home to 420 bowling members. Beccles is a small club but is highly competitive and competes to a high standard. It welcomes bowlers of all abilities and of all ages. Beccles also has a thriving junior section with coaching on Saturday mornings. Session times are from 10/10.30am -10.30pm all week. The club has a good mix of social and competitive bowlers, and regularly has competitors at National Finals in all levels of bowling (e.g. it had members in the men's pairs national final in 2011), and has had county champions in recent years in various age/gender classes.

A site visit was not possible to the site, but it is known from the website that significant improvements were carried out in 2011 to the roof, internal ceiling and gutters.

The club is also actively promoting its membership and organised an open day in early 2016 with a view to attracting more players.

Gunton Hall Resort

Facilities at Gunton Hall include 4 rink indoor bowls green, together with a freeform indoor pool (about 220m²), health and fitness gym (about 20 stations) and spa. The facilities are mainly intended for use in connection with the holiday business on site (chalets, residential accommodation, entertainment, etc), though membership of the leisure club is available to local residents, which includes all sports facilities and entertainment. Membership prices are £39 per month (DD). Classes are available for aqua aerobics, zumba, yoga, etc mainly as part of the membership package.

Bowls club usage again mainly holiday packages etc. There is some limited club usage mainly Tues/Thurs afternoon – there are 80 members of the indoor bowls membership section, but it is considered up to capacity given the main use for guests. No club based at centre, but organise internal leagues.

Health club mainly used by leisure club members (currently 286) – probably some limited scope for additional members.

Condition – generally good, pool, gym and bowls hall kept in good state of repair.

Conclusions – commercial facilities primarily intended for holiday trade, with some local membership available. Strategy focus should be on considering if there is additional need for indoor bowls facilities the scope this venue could play. Challenging however because of the main focus for indoor bowls packages for holiday makers. Regular league play would cut across and cause programing issues. At best a potential venue for increased pay and play recreational bowling.

Lowestoft Railway and Bowls Social Club Centre (listed as Calton Road Bowls and Social Club)

A 4-rink centre opened in 1986 and last refurbished in 2009 when a new carpet was installed. The centre roof needs to be replaced and is being patched at present to

prevent leaks. Club has a modernisation fund to meet this cost but does not have sufficient funds. Club would like to replace rink lighting with low cost lighting and cost of £10,000 could be recovered in 5 years.

There is also a 7 rink outdoor centre adjacent to the indoor centre. Club has a function room for up to 80 people and a bar. Both are the main source of income to support the club. Function room is fully booked throughout the year.

Membership and fees – 2015/16 playing membership is 250 in total, of which 160 are male and 90 female. Average age of the membership is 60 and is decreasing in age (reason being early retirement of people in the Lowestoft area and looking for a winter indoor activity). Membership has however declined from 320 members ten years ago. Current membership fees are adult full membership £42 and a per person rink fee of £3.00. Members who play outdoors also pay £80. Small social membership of around 20 people who pay £20.

Season and peak times - the indoor playing season is September – April. There is very limited use of the indoor rink over the summer. Rink occupancy with average of 4 players per rink is 100% Monday – Wednesday. With Thursday and Friday daytime use around 60% occupancy. Virtually no use weekend days or evenings. Club does not encourage weekend evening use because cuts across hiring of the function room.

Programme is a mixture of county (Norfolk/Suffolk) league – club has 12 teams, inter-club competitions/friendlies and internal league play. There are 5 leagues played each day Monday - Wednesday. County games take precedence in the programme. Recreational games and pay and play are fitted in around this programme. Casual play is £1 per player per session.

Catchment area - most members from and close to Lowestoft, with around 70% of the membership from Lowestoft. The nearest clubs in order are Beccles and Sole Bay. Membership catchment does extend for 10 miles but majority of bowlers within 3-5 miles of the centre.

Trends and issues - maintaining the membership is the top priority and the club considers the membership turnover is around 15% each year but with more members leaving/dying then being recruited. Managing to reduce the average age of the membership to 60 has increased activity and presumably a longer bowling life for the membership than before. Club does not undertake any direct marketing or promotion of the club for indoor and outdoor. Believes that closure of other outdoor rinks has allowed them to maintain outdoor membership. Biggest challenges are (1) maintaining/increasing the membership (2) developing sufficient secondary income to undertake major repairs/modernisation of the centre.

Sole Bay Indoor Bowls Club

A 4 rink centre opened in 1971 and refurbished last in 2001 when a new carpet was installed. The carpet needs to be replaced again. The centre roof also needs to be replaced (has asbestos) but the cost is £10,000 and the club is fund raising for this renewal. There is also an 8 rink outdoor centre adjacent to the indoor centre.

Membership and fees - 2015 – 16 playing membership is 200 in total, of which 125 are male and 75 female. A very small social membership of around 20 – 30 people. Average age of the membership is 70. Membership has declined from 260 members ten years ago. The club has tried unsuccessfully to recruit younger members (aged 30 – 50) but without

success. The image of the sport as a sport for older people is considered a barrier. 2015 – 16 membership fees are adult full membership £50 and a per person rink fee of £2.50. Members who play outdoors also pay £60 for playing outdoors.

Season and peak times - the indoor playing season is September – April. There is also a summer recreational league for players who are unable to bowl outdoor/prefer to bowl indoors. Rink occupancy with average of 4 players is 100% Tuesday and Thursday 10 am – 4pm, Monday, Wednesday and Friday around 80% rink occupancy at these times. 4pm – 6pm slot has around 50% occupancy all weekdays. Virtually no use over weekend days. There are 12 juniors members who sometimes play on Saturday mornings for recreational games and occasional League matches on Sunday evenings.

Programme is a mixture of county league – club has 10 teams, inter club competitions/friendlies and internal Sole Bay club competitions. County games are always weekday pm and take precedence in the programme. Other types of play make up majority of the programme. Recreational games and pay and play are fitted in around this programme. 12pm-2pm slot often used for these games and practice for County competitions.

Catchment area - most members from in and close to Southwold. Membership catchment does extend for 15 miles but majority of bowlers within 5 miles of the centre.

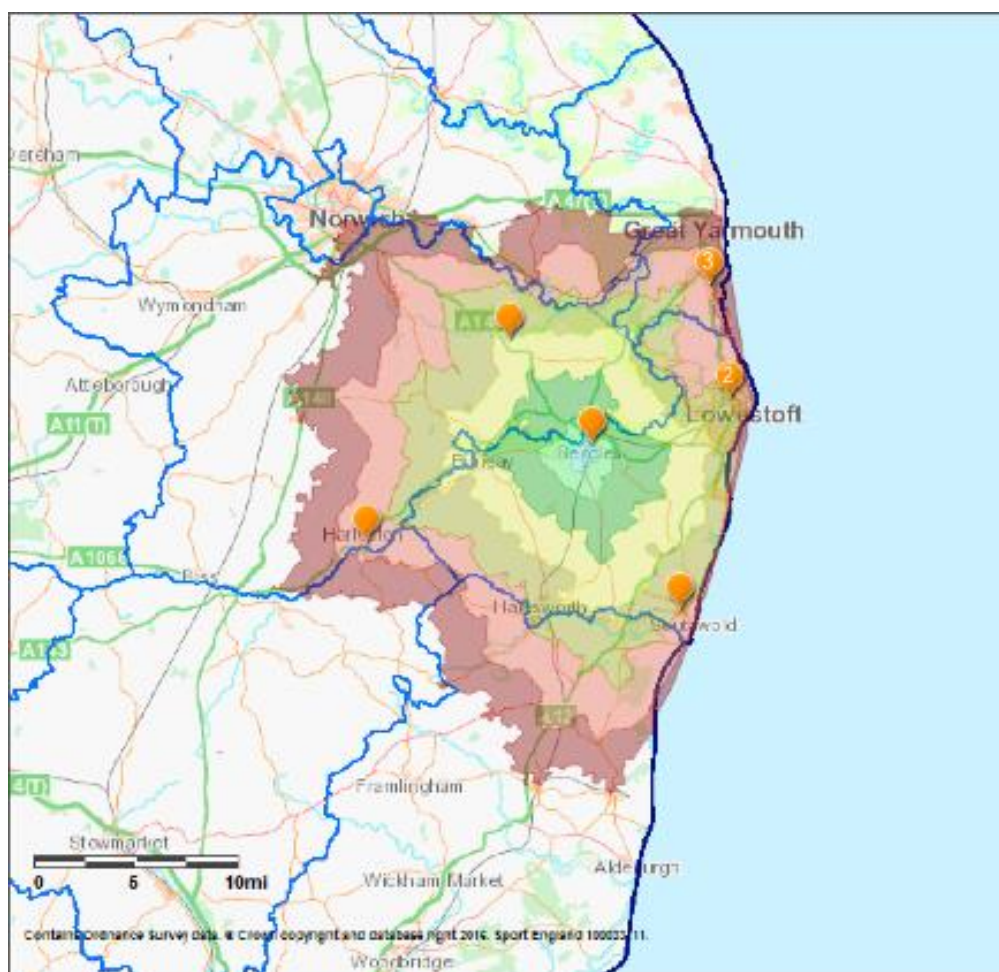
Trends and issues - like Lowestoft Railway Club, maintaining the membership is the top priority and the club consider the membership turnover is around 10% each year but with more members leaving/dying then being recruited. Club relies on word of mouth and knowledge about the club to attract members. Does not undertake any direct marketing/promotion itself. Strong belief that image of the sport as an old person's sport is the biggest membership barrier for the club. Club has a repairs fund built into its membership fee levels but this covers minor repairs. Cost of a new carpet and re-roofing not sufficient to cover these costs. Belief that the carpet quality is becoming a disincentive to bowl.

- 7.4 **Other indoor bowls centres in the wider area** - In addition to centres in Waveney, there are a further 5 indoor bowls centres within a 30-minute drive of the middle of the district as follows. However, it is considered that the distance from the main centres of population in Waveney mean that in reality that they make little contribution to the needs of Waveney residents for sport on a regular basis.

Table 7.2: Bowls halls in neighbouring areas

Site Name	LA Name	Range (mins)	Rinks	Access	Ownership / management	Year Built/ refurb
LODDON INDOOR BOWLS CLUB	South Norfolk	10-15	2	Pay and Play	Sports Club	1968/2011
BROWSTON HALL COUNTRY CLUB	Great Yarmouth	15-20	6	Registered Membership use	Commercial	198/2009
SHOTFORD INDOOR BOWLS CLUB	South Norfolk	20-25	4	Pay and Play	Sports Club	1969/1997
GREAT YARMOUTH MARINA LEISURE CENTRE	Great Yarmouth	25-30	5	Pay and Play	Local Authority/Trust	1981/2009
PALMS HEALTH & FITNESS CLUB	Great Yarmouth	25-30	14	Registered Membership use	Commercial	1986

Map 7.2: Location of indoor bowls centres and catchments in the wider area



- 7.5 **Facilities per 1000 population** – a manual calculation of the pro rata provision of indoor bowls in Waveney and the neighbouring LA areas reveals the following (the totals include all facilities on the database that are currently in operation):

Table 7.3: Relative provision of indoor bowls centres

	Population 2015	Indoor bowls centres	Rinks	Rinks/1000
Waveney	116,176	4	16	0.14
Suffolk Coastal	125,167	1	4	0.03
Mid Suffolk	99,121	2	10	0.10
Gt Yarmouth	98,914	3	25	0.25
South Norfolk	130,619	4	16	0.12
Suffolk	742,765	13	54	0.07
East region	6,051,427	74	388	0.06
England	54,669,203	327	1702	0.03

- 7.6 Pro rata bowls provision in Waveney is very much better than the national average, and even the regional average which itself is very high. There is also much better local provision than in Suffolk and all other LAs (except for Gt Yarmouth, which has the best

provision in the region). Indoor bowls has a long tradition in the region and local area, and is well catered for.

QUALITY

- 7.7 The existing bowls centres were all built in the 1970 – 90s, although each has been refurbished since 2000. Quality is considered variable, and at least two clubs have problems with the roof. The centres are generally fit for purpose, but there may be a need to bring some centres up to more modern standards. The quality has been confirmed by site visits, and the question is whether they are likely to remain fit for purpose over the duration of the study.
- 7.8 The NGB (EIBA) has not recently undertaken site visits to any of the venue, but circulated in 2012 a facility audit to all clubs. The clubs rated the following matters as “poor”:
- Beccles IBC – Council owned car park, lighting in car Park, signage to Club
 - Carlton Road/Lowestoft Railway IBC – car park

ACCESSIBILITY

Map 7.3: Accessibility to indoor bowls in Waveney



- 7.9 Accessibility mapping is no longer available from Active Places, but a detailed assessment of the distribution of centres in and around Waveney suggests that only about 13,000 local residents (or 11%) live outside a 20-minute drive of an indoor bowls centre either in the district or in adjacent districts. The areas remotest from a centre are around Halesworth and the rural villages in the west of the district.

AVAILABILITY

- 7.10 Factors such as management and ownership, cost, programming, hours of availability and facility design have been considered in terms of affecting the availability for use of the four indoor bowls centres, but there is no evidence that they prevent any facility being used for its prime purpose, and therefore impact on the overall capacity of the facility. All centres are available for usage by members, but there is no particular restriction on wider community access to membership.

DEMAND

Sports Facilities Calculator

- 7.11 The SFC is primarily intended to estimate the demand for facilities in discrete areas e.g. it is useful in determining the likely demand for halls from the residents of new housing growth. With some provisos it can be used to give a broad estimate of the demand over a local authority area, though it takes no account of demand across LA boundaries, quality of facilities and detailed opening times.
- 7.12 The SFC estimates that at present (with the latest population estimate of 117,600 in 2016) there is sufficient demand in Waveney at estimated participation rates for about 3.4 indoor bowls centres (of 6 rinks), or about 20.4 rinks in community use (representing about 3200 visits per week in the peak period). These estimates take into account that participation in bowls is higher than the average used in the model (a factor of +100% has been included in the calculation – see below). Potential future demand is estimated in the table below.

Future demand

Table 7.4: SFC calculations

	Population	Rinks	Centres	Visits per week
2021	120,600	20.9	3.5	3250
2026	123,600	21.4	3.6	3350

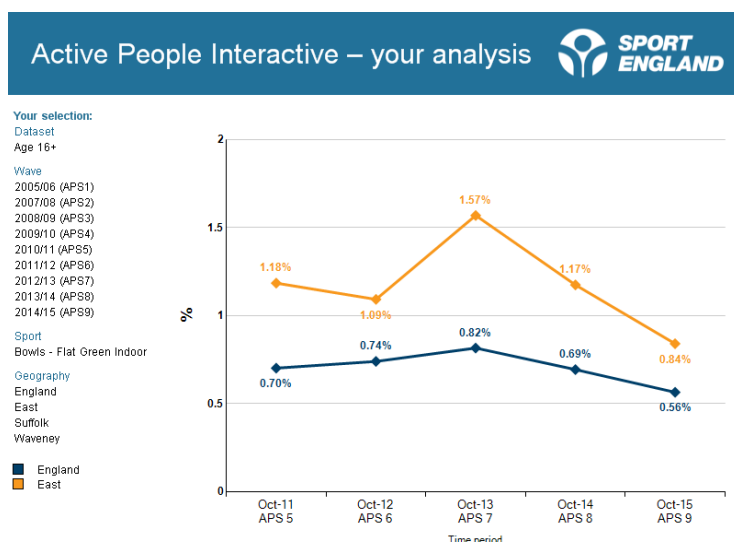
- 7.13 These compare with current provision of about 16 rinks in full community usage (although the Gunton Hall does not really cater for use by the local community). On this crude assessment, there is a shortfall of bowls facilities, but this is based on an estimate of participation that may not exist, and will also need to take into account other factors from consultation and site visits. Indeed, the clubs interviewed all said that membership had declined in recent years, and recruiting and retaining members was a problem. A fuller assessment is required to consider the actual availability of bowls centres throughout the day, hours of usage, location in terms of demand, age and condition. Bowls is no longer considered in Sport England's FPM and alternative means must therefore be found.

GENERAL DEMAND

Active People Survey

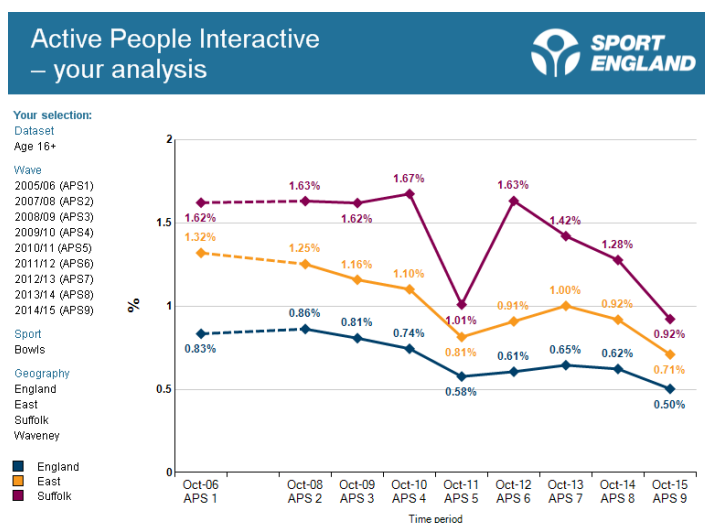
- 7.14 The Active People surveys undertaken regularly by Sport England do give some indication of existing participation in indoor bowls although it is accepted that this does not equate exactly with demand, as the latter may be affected by current levels of provision. However, the regularity of the surveys from 2007/8 on a six monthly and annual basis since then does allow some trends in participation to emerge, as set out below.

Chart 7.1: Participation in indoor bowls



- 7.15 Data for bowls is only available down to regional level for indoor (flat green) bowls. It is clear that regional participation for indoor bowls is higher than the national average, currently by about 0.3 percentage points (or about 50% in real terms), and that bowls overall at county level is higher than the regional figure. The national rates of participation for indoor bowls have fallen slightly over the period of APS, while the regional rate, which is generally higher, has fallen faster.

Chart 7.2: Participation in bowls overall



- 7.16 Participation in bowls overall has shown a greater fluctuation and appears to have recovered from a trough across all areas in APS5 (2011) albeit that rates have declined since 2012. Bowls participation overall is measured at Suffolk level, and data confirms that county participation levels are almost double the national average and appreciably above regional levels. Demand for bowls in Waveney (given the demographics of the area) is likely to at least equal the county participation rate, and remain relatively buoyant, although not at the levels of 2012. On this basis, it is estimated that about 1% of adults in Waveney play indoor bowls regularly, representing about 1000 indoor bowls players in Waveney from these rates.

Market segmentation

- 7.17 Market segmentation data can be used to establish the profile of current and likely future levels of participation in various sports or groups of sport. For bowls in general, the distribution of participation among adults is set out in the attached maps and tables. The overall map suggest that bowls participation is likely to be fairly consistent across the whole district at 1-2%, although in reality this may vary according to the availability of facilities, including outdoor greens and indoor centres.
- 7.18 The main participants (due in no small part to the nature of the game) are the segments at the older end of the age spectrum and Elsie and Arnold, Frank and Roger and Joy, who are more highly represented than the regional and national average. Total participants in bowls are estimated at about 1200 adults (this is broadly consistent with the estimate set out above, although the latter data refers to once monthly participation). Potential additional participants reflect the current situation, and number about 250 – i.e. there is a latent demand for about a further 20% participants (this figure should be treated with some caution as it reflects a theoretical situation based on market segments rather than an actual propensity to take part in sport.

Map 7.4: Distribution of people participating in bowls

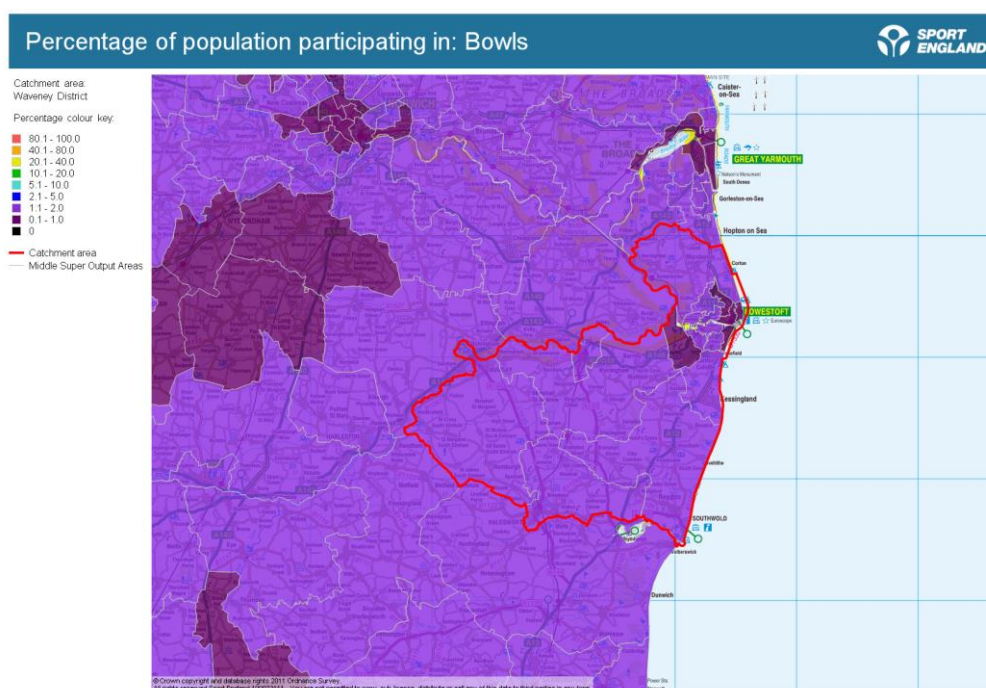
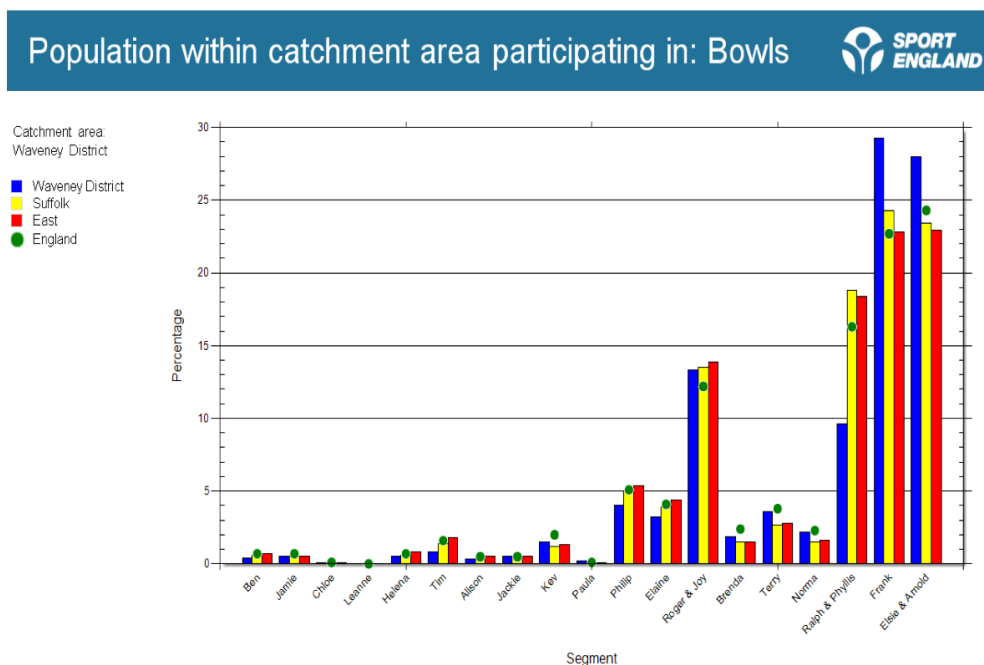


Chart 7.3: Population within Waveney participating in bowls



Other indicators of demand

- Current club consultation suggests that the buoyant figures set out above may in fact be slight overestimates. Total club membership at the three members' club venues is about 900, although there may also be a few players at clubs and centres outside the district. However, the evidence suggests that membership is in a steady long-term decline, which will only be arrested if clubs, with the assistance of the NGB, are able to prepare and implement sports development plans.
- Future demand – there is an estimated drop in the active population (aged 5-54) between 2016 and 2021/2026 of 1.2 to -1.9%, which in many sports could reduce the demand/participation unless development initiatives are undertaken. However, the associated increase in the population aged over 55 which is the main bowls playing age group (+9.6 to +5.7% for 55-64, and +11.6 to +26% for over 75) could increase the participation in bowls in the coming years. This will depend on clubs and centres being positive in attracting the additional population into the sport.
- Latent demand – the MS figures suggest that there may well be a small proportion of local residents who would like to play indoor bowls who currently do not.

ENGLAND INDOOR BOWLING ASSOCIATION CONSULTATION

- 7.19 EIBA is the NGB for flat green indoor bowls, and has produced a plan and vision for indoor bowls (2013-17) which covers a number of areas - recruit and retain 50+; recruit and retain 70+ (two different markets which requires them to find a way to grow both specific groups - 50+ requiring new versions/formats, 70+ wishing to keep the current formats), facilities build, improve, retain; operate; volunteer support with skills training, youth and the family,

women increased participation and retention, disabled, competitions, international, promotion of the sport, alternative sources of income, manpower to fulfil the plans.

The EIBA objectives are:

- *A growth in participation across the adult population in local Communities. Targeted work to increase female participation*
- *A growth in participation in the 14-25 age range, plus working with Primary Schools (Year 3 & 4 – age 7 to 9)*
- *The provision of an excellent sporting experience for new and existing participants*
- *A growth in indoor bowls participation by people who have disabilities.*

The EIBA priorities are:

- *Recruitment of participants*
- *Retention of participants*
- *Clubs obtaining Clubmark accreditation*
- *Retention and improvement of facilities.*
- *New indoor facilities in areas of low-supply and high-demand.*

7.20 **EIBA “Recruit and Retain Strategy”** is to concentrate on the family aspect of the sport - keen for all clubs to avail themselves of opportunities for increasing participation and improving the experience of all able-bodied or disabled participants in bowls young, middle age or the over 50 s.

7.21 **The EIBA** is keen to work with clubs and centres staff to develop their plans for:

- Creating a robust and thriving bowling club on their site, which operates for 12 months a year
- Club/centre staff with coaching qualifications becoming involved with bowls, in conjunction NGB recognised coaching bodies
- Ongoing relationships between an indoor club and leisure operator.

7.22 The EIBA promotes the sport in terms of its making a positive impact on health agenda – bowls helps people to live longer, lead healthier and more fulfilling lives, ageing population, many with longstanding illnesses, retaining physical and cognitive function, higher levels of mental well-being, staying engaged with their community. Playing the sport of bowls for a minimum of 30mins per week will keep people active both physically and mentally. It provides social interaction and the opportunity to have fun as well as the chance to play competitively at both club level and to a higher level if so desired.

7.23 **Bowls Development Alliance (BDA)** is a Development Body comprising EIBA and Bowls England and received funding from Sport England for the 2009-2013 period to invest in grass roots development with a focus towards securing 10,810 new members aged 55+ and a further 2,800 new members with a disability aged 16+. The BDA is working across the country with clubs and county associations to deliver financial and non-financial support to assist with their recruitment activities. By October 2013 (the latest date for which information could be found), the BDA passed 1,000 new members aged 55 and over recruited into the sport since the beginning of 2013, bringing the total number of new members aged 55 and over recruited by the BDA to 6,300. The governing body employs a development manager with a remit to widen participation. The retention of existing

bowls players and the attraction of new players may well depend on initiatives such as this.

7.24 For the 2013-2017 period, the BDA has been successful in securing a further four years of funding amounting to £2M. The plan focuses on working in identified hot spot areas where there is both a high density of those 55 years and over and a proven latent demand for bowls.

7.25 The Plan concentrates on the following areas:

- a growth in participation across the adult population (55+)
- an excellent sporting experience for existing participants to keep them playing Indoor Bowls
- a growth in participation of those who have disabilities.

7.26 For the first time there are packages of funding available across the whole country to help clubs recruit new members specifically over 55 years of age. There will also be health related projects and an improvement in opportunities for those with a disability. This award builds on the work of the BDA over the past two years and provides an opportunity to grow the sport of Bowls particularly of those coming up to early retirement who are looking to take up a new activity that will keep them fit and active.

7.27 **Overall NGB conclusion for Waveney** The EIBA has said that it considers that there are sufficient indoor bowls facilities in Waveney, and that existing sites meet its needs in terms of quantity and accessibility. New facilities are not envisaged. If a site is at risk, it endorses the Sport England Strategy of Multi-Sport/Multi-Use facilities. Any clubs seeking enhancement of their facilities are encouraged to consider Sport England "Inspired Facilities Funding".

SUMMARY AND CONCLUSIONS

- There are four indoor bowls centres in the district concentrated, with a concentration in Lowestoft, Beccles and Southwold. One of the centres caters more for the holiday visitor and there is limited usage by local residents. The other clubs all offer membership, although pay and play opportunities may also be available.
- Relative provision is much higher than the national or regional average, and indeed higher than Suffolk, which itself is well served, and Waveney can be said to be a hotspot in indoor bowls provision.
- Facilities are well established and broadly in fair condition, although some centres do require upgrading and some urgent repairs to ensure long-term fitness for purpose.
- Accessibility to indoor bowls centres is generally good in the main built up area, although the rural parts of the district and the towns of Bungay and Halesworth are less well provided.
- Participation in bowls is considered to be well above the national average, although there is evidence from local clubs that this is in decline. There is spare capacity at existing centres and clubs. However, this could be mitigated in the future by demographic changes in Waveney, which will see an increase in overall population and in some age groups currently attracted to bowls, and by

development initiatives by the NGB. Clubs and the NGB must seize the initiative if they are to increase potential participation in indoor bowls over the next 10 years. The EIBA encourages clubs to look and plan for the future but this depends on key officers/volunteers, who may not be forthcoming. The EIBA has a desire to employ Regional Development Officers who could assist with “hands-on training”, but the problem is funding to cover the overheads.

- Existing levels of provision should therefore be maintained, in particular to meet the potential increase in demand up to 2021 and 2026, and the four centres retained. Given the levels of membership vacancies at the three main clubs, however, additional indoor bowls centres are unlikely to be justified over the strategy period.

ISSUES FOR CURRENT AND FUTURE PROVISION

- Are the existing centres likely to remain fit for purpose over the strategy period?
- Is there a need to explore participation rates and facts relating to the ageing population –the assumptions of this being an older persons' sport may not be appropriate?
- Does the Council want a partnership with clubs - how important is indoor bowls?
- Development programmes under the auspices of the NGB to encourage greater participation.

OPTIONS

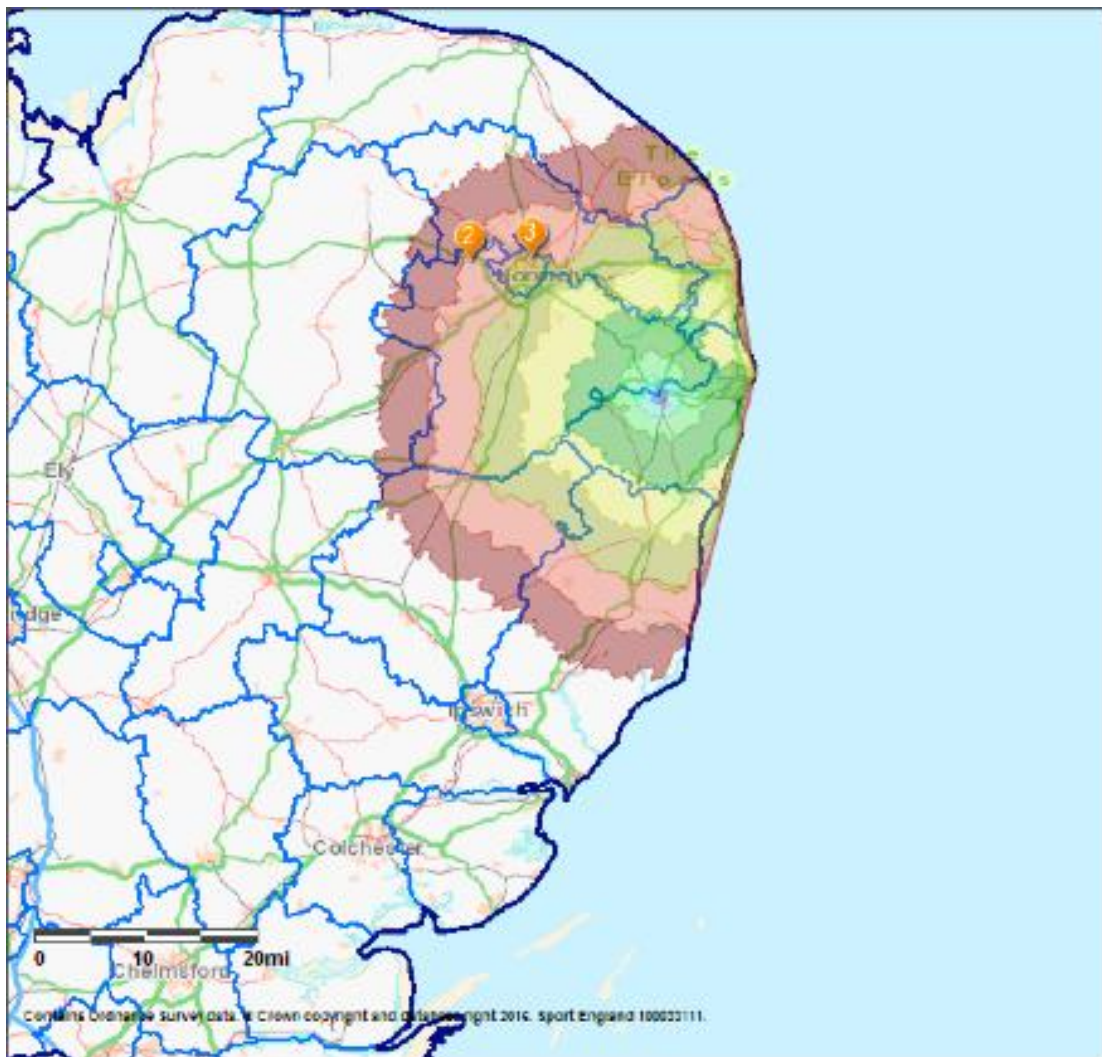
- Protect existing indoor bowls facilities.
- Little/no demand for additional facilities but need to monitor participation with ageing population. Paradox of demographics supportive of indoor bowling but membership falling.
- Quality improvements to ensure long-term fitness for purpose at current venues.

8: Indoor Tennis

- 8.1 The assessment below is based as before on the tools available from Sport England (although these are more limited than for other facility types).

QUANTITY

Map 8.1: Location of indoor tennis halls and catchments in the wider area



- 8.2 There are no indoor tennis centres in Waveney, and only one within a reasonable (30 minute drive) travel catchment as follows (the coloured rings around Waveney represent consecutive 5 minute drive times).

Table 8.1: Indoor tennis centres in neighbouring areas

Site Name	LA	Facility Sub Type	Courts	Surface type	Access	Ownership/m anagement	Year Built/ refurb	Range
BANNATYNES HEALTH CLUB (NORWICH)	Broadland	Traditional	2	Acrylic	Registered Membership use	Commercial	1999/ 2011	25-30 mins

8.3 However, there are a further 2 centres outside the 30 minute drive but within 30 miles - Easton Sports and Conference Centre (8 courts) and Virgin Active Classic (6 courts), both in the Norwich area.

8.4 A manual assessment has been undertaken of the supply of indoor tennis in the wider area to compare provision (the totals include all facilities on the database that are currently in operation and available for community use):

Table 8.2: Relative provision of indoor tennis centres

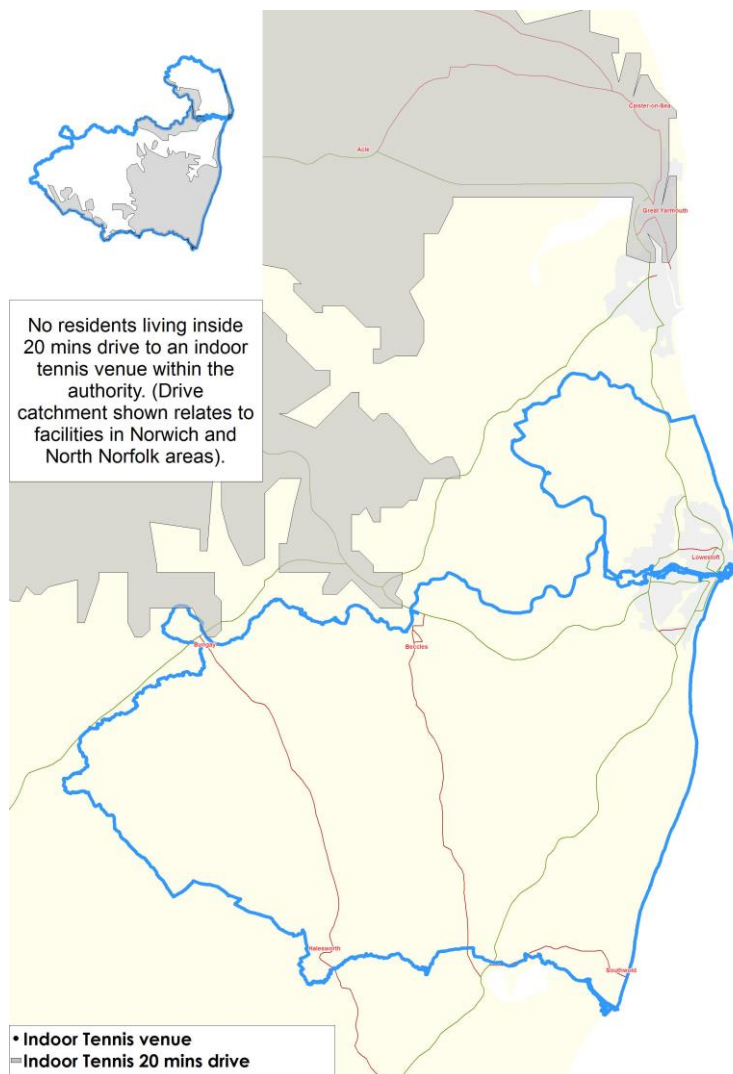
	Population 2015	No of centres	No of courts	Courts/1000
Waveney	116,176	0	0	0
Suffolk Coastal	125,167	0	0	0
Mid Suffolk	99,121	1	3	0.030
Gt Yarmouth	98,914	0	0	0
South Norfolk	130,619	2	8	0.061
Suffolk	742,765	7	24	0.032
East region	6,051,427	54	198	0.033
England	54,669,203	347	1328	0.024

8.5 Indoor tennis provision in the region is well above the national average, and Suffolk provision is also high. To bring Waveney up to the county, regional and national average would require the provision of 3-4 indoor courts.

ACCESSIBILITY

8.6 Accessibility mapping is no longer available from Active Places, but a detailed assessment of the distribution of indoor tennis centres around and outside Waveney suggests that no residents of Waveney can access a centre within even a 30 minutes' drive of home.

Map 8.2: Accessibility to indoor tennis in Waveney



AVAILABILITY

- 8.7 This is not a factor at present owing to the lack of an existing tennis centre.

DEMAND

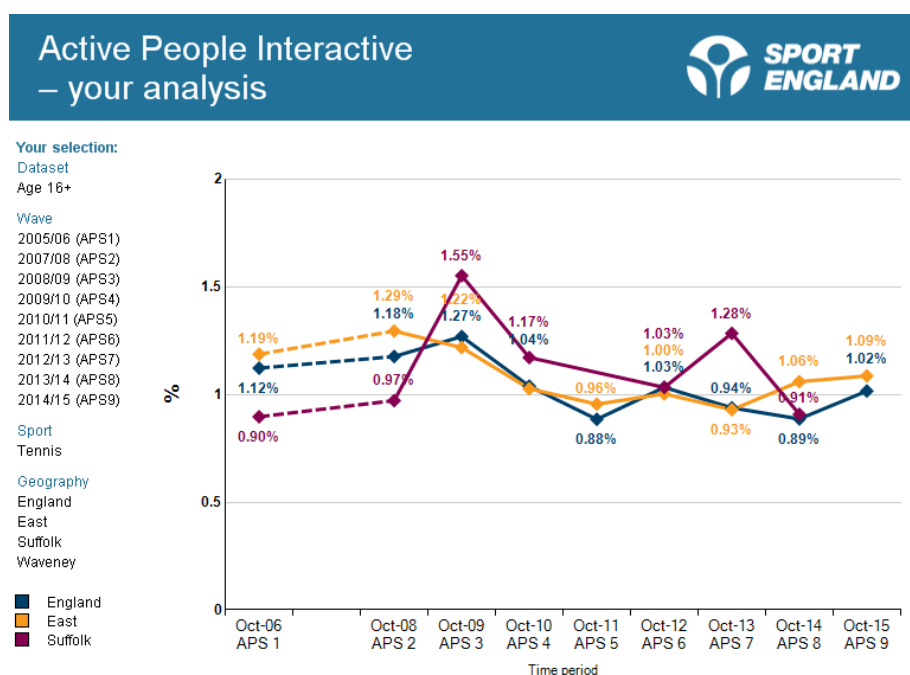
- 8.8 Active Places or the FPM do not consider indoor tennis in the same degree of detail as some other facilities, and there is no 'ready reckoner' for assessing demand. It is possible however to assess demand in broad terms by reference to LTA data, as follows.
- 8.9 In 'Priority Project Funding, Policy and Operational Procedures', the LTA states that one indoor court can serve 200 regular tennis players. The Active People Survey found that about 1.1% of adults regularly participate (once per week) in tennis in Suffolk/Waveney. On the basis of this figure, applied to the district's current adult population (97,000), there is potential for $97000 \times 1.1\%$ divided by 200 = about 5 courts for the whole district.

- 8.10 There are currently no courts available in Waveney, and on the basis of this calculation, there is some justification in considering in the first instance the provision of a new centre with up to 5 courts, subject to club and governing body comment.

Active People Survey

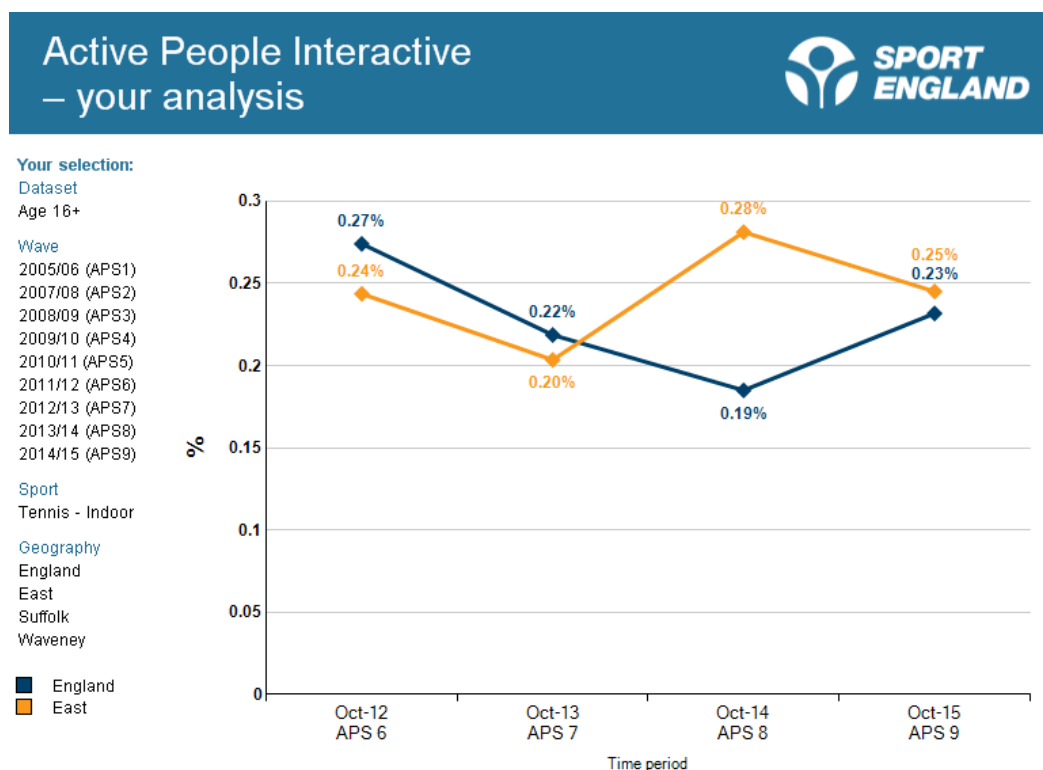
- 8.11 The Active People surveys undertaken regularly by Sport England do give some indication of existing participation in sport although it is accepted that this does not equate exactly with demand, as the latter may be affected by current provision. However, the regularity of the surveys from 2007/8 on a six monthly and annual basis since then do allow some trends in participation to emerge, as set out in the following table.

Chart 8.1: Participation in tennis overall



- 8.12 Participation in tennis overall has fluctuated at national and regional level over the period of APS and participation is now about 1% of adults. Suffolk data is only available until APS8 (and Waveney data not at all because of sample sizes), but has fluctuated wildly over the APS period, and now stands at about 0.91%, about the national average. Based on the trend over the last 9 years or so, it is estimated that the general participation rate among adults in the county is about 1.1%, and this should be used (in the absence of more local data) for Waveney also.
- 8.13 Indoor tennis data is less comprehensive and is only available since APS6, since when it has fluctuated slightly around the 0.2 – 0.3% mark at national and regional level. Suffolk levels of participation are likely (based on overall tennis participation) to be similar, but Waveney participation is affected by the lack of indoor centres within reasonable travel time.

Chart 8.2: Participation in indoor tennis



- 8.14 The above rates suggest that there are potentially about 230 indoor tennis players in the district, and about 1050 tennis players overall.

Market segmentation

- 8.15 Market segmentation data can be used to establish the profile of current and likely future levels of participation in various sports or groups of sport. For tennis in general, the distribution of participation among adults is set out in the attached maps and tables. The overall map suggests that tennis participation is likely to vary across the whole district from 1-5%, with the highest levels of activity outside the main towns. These figures apply to tennis overall not just the indoor sport.
- 8.16 The main participants are Philip, Ben and Tim, who are traditionally the main tennis players nationally. Total participants in tennis are estimated at about 1800 adults (this is rather more than the estimate set out above – this might be explained by the different collection date and the monthly frequency of participation measured in MS). Potential additional participants reflect the current situation, and number about 2000 - i.e. only about 45% of potential players actually currently play and there is a significant latent demand. This latter figure should be treated with some caution as it reflects a theoretical situation based on market segments rather than an actual propensity to take part in sport.

Map 8.3: Distribution of people participating in tennis

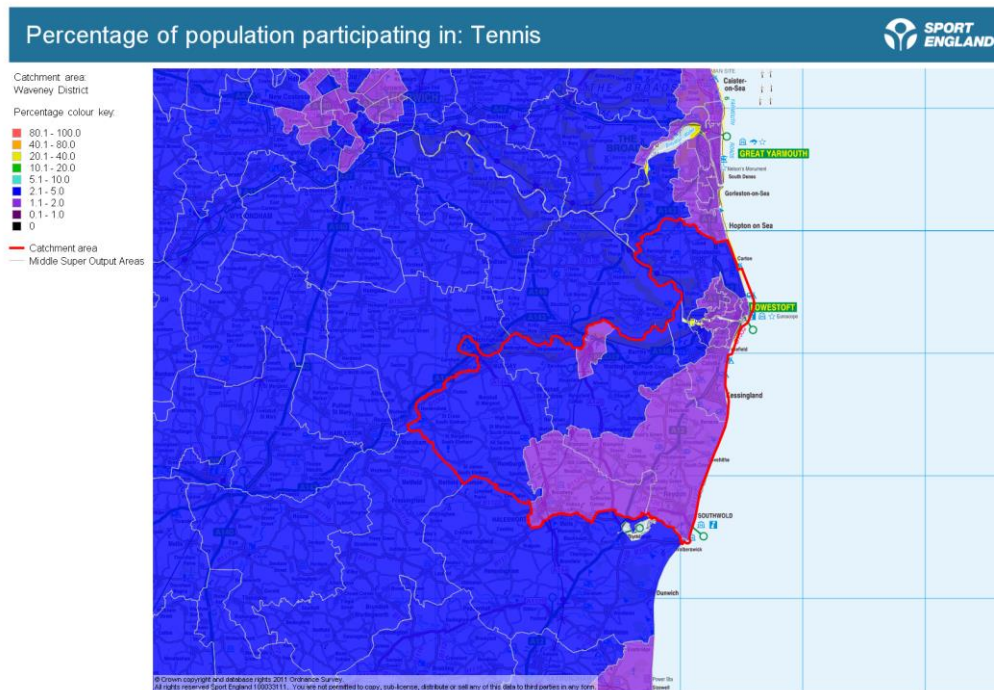
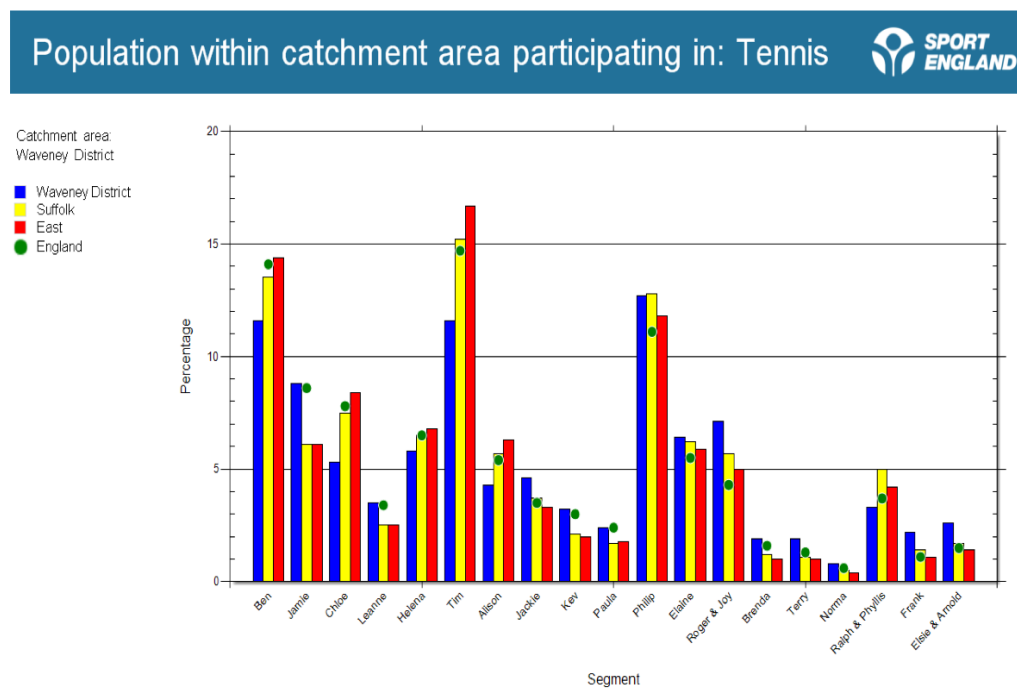


Chart 8.3: Population within Waveney participating in tennis



Other indicators of demand

- A full analysis has not been undertaken of current participation in tennis, as the brief restricts this.
- **Future demand** – there is an estimated drop in the active population (aged 5-54) between 2016 and 2021/2026 of -1.2 to -1.9%, which in many sports could reduce the demand/participation unless development initiatives are undertaken. However, there is an associated increase in the population aged 55-64 (which is a popular age group for tennis) of 5.7 to 9.6%, and this could increase the participation in tennis in the coming years.
- **Latent demand** – the MS figures suggest that there may well be a significant number of local residents who would like to play tennis who currently do not.

NGB comments

- 8.17 **Secretary Suffolk LTA** – Waveney is remote from the main areas of Suffolk, and indoor tennis facilities in the Ipswich and other areas do not accommodate users from Waveney. The County LTA has had discussions in the past with Waveney Council with regard to better provision for tennis, in particular with regard to a S106 proposal that makes provision for outdoor tennis courts as part of a large new housing development near Lowestoft. There are tennis clubs in Lowestoft and Beccles in particular where covered courts would be at least desirable, but clubs, which would form the basis of such provision, do not have detailed development plans and there is no strategic plan for indoor facility provision in the county. Indoor tennis would be generally desirable, but is not a priority at this stage.
- 8.18 **Regional Facilities Manager** - the LTA recognises that there is a geographical gap in Indoor tennis provision in the Lowestoft area, but its priority at present is working with the local authority to increase the usage on the current outdoor tennis provision, which is currently being underutilised or not sustainable financially.

SUMMARY AND CONCLUSIONS

- There are no indoor tennis centres in Waveney and only three centres/16 courts within 30 miles, and only one (2 courts) within a 30-minute drive. Indoor tennis players in the district are therefore denied the opportunity to play.
- Demand for tennis overall remains quite buoyant in Waveney, and local clubs exist in Lowestoft, the market towns and smaller villages. There is an apparent latent demand for tennis in the area, and the demographic trend favours development for sports like tennis.
- Based on LTA criteria, and demographic and participation data, there is a strategic gap for some indoor/covered tennis provision in Waveney (up to 5 courts), but this would be subject to club and governing body support. There is little support for indoor/covered courts at present within the LTA, which is currently concentrating on improving usage of outdoor courts.
- At present, there is little justification for considering the provision of indoor/covered provision for tennis, but this situation should be monitored over the duration of the strategy to ensure that any future demand can be accommodated.

ISSUES FOR CURRENT AND FUTURE PROVISION

- There are no indoor tennis facilities in the district, and local residents cannot gain easy access to centres in neighbouring LAs. Is there a local need for facilities in Waveney?
- If new indoor tennis provision is required in the district in the longer term, where should this be located and why?
- Is there a need to link any new such provision with existing outdoor provision for tennis?
- Should any new indoor facility be permanent or seasonal?
- Is it feasible to combine limited indoor tennis provision in the future with other new sports facility development on a joint site? If so, where is the best location for such facilities?
- What types of surface or structure might be appropriate in any new centres?

OPTIONS

- Do nothing in the first instance.
- Work with the LTA, local clubs and the LA to identify whether there is justification for consideration of any indoor facilities or covered courts in the area in the longer term up to 2026.

9: Specialist Facilities and Other Issues

- 9.1 While it is not the prime intention of the study to consider specialist facilities for sport, as the brief concentrates on community provision, nevertheless the initial consultation with clubs and some governing bodies has identified some specialist facility requirements, which might be able to be incorporated in existing or proposed new community sports halls and the like, or provided in their own right. Consideration of these specific issues is addressed below.

Gymnastics

Beccles Royales Gym Club

Facilities for the club are provided at a newly established industrial unit at Ellough Business Park, with fully equipped gymnastics hall (except pits) together with admin/kitchen/toilet areas, and limited parking at front. Heating.

Hours of use are Wednesdays – Thursdays 5.30pm – 8.30pm and Saturdays 9am – 1 pm. These are the only hours of use allowed under planning permission - current usage is constrained by planning permission to limited daytime use and early evening, as there is some concern from planners about traffic generation and conflict with employment area lorries etc. However, the club is actively chasing additional hours of operation from planners.

Membership is currently about 140, with limited waiting list of about 20. The club has no firm views on the future capacity of club and venue. Currently charge £3.50 per hour for users, but need to reduce this. Coaching – level 5 and 2 coaches already in place, plus a number of parent helpers (level 0). There is scope to deliver PE for schools as part of their PE curriculum.

The club's current plans are to extend activities, consider pit (?) and additional space (e.g. extension to side of building, more comprehensive planning permission, more qualified coaches, more equipment (parallel bars for boys). The club is progressing a small grants application (seeking award of £5,000) from Sport England to purchase additional equipment.

Conclusions – important local club with large number of users/members, mainly children, long established, and have found an acceptable venue. Strategy needs to support the extended use of the new facility, both in time and space.

Waveney Gym Club

The club occupied a purpose built gymnastics club with range of fixed equipment, pits etc on edge of East Point Academy site, but with separate access. The club was formed in 1976, and the current centre established in 2002, with the benefit of Lottery grant, current assets of £1.3m and partnership funding of £200,000. Significant turnover and monthly surplus, despite loss of funds through recent fraud.

Users – currently about 1000 users, comprising 14 classes of 30 children, 6 pre school sessions, adult classes. Waiting list of 250. Users mainly 3-14 years old, 60/40 girls. Club members also include elite gymnasts. One of 14 'I'm In' clubs (disabled). The constraint on development of the club and increasing access is the lack of qualified coaches.

The club has 4 fully qualified coaches but for someone to become a level 1 coach is a cost of £1,200 plus extensive travel to venues for training and accreditation of performance. If the centre could find people with time to become qualified and then train/pay costs then the club waiting list would be removed and membership expanded to 1,500, which is the capacity of the centre.

Management – Board oversees head coach, with senior management team, and delivery by coaches and centre staff.

The club is one of a number of similar facilities nearby – UEA, others around Norwich, Ipswich, Beccles Gym Club.

The main issues confronting the club are the lack of qualified coaching staff, the cost of getting coaches qualified (£1,200 each), health and safety bureaucracy.

The club has identified a need for a satellite centre at the other end of Lowestoft – identified site on an industrial estate - need to reference in strategy, to include similar range of facilities, but on a smaller scale, mainly for recreational gymnasts.

Relationships with WDC/Sentinel are good, including with local members and the use of the latter's locality budget.

Conclusions – very important club meeting needs of large numbers of young people. Current issues more to do with coaches than venues, though trying to develop second centre. Need to reflect their wishes in the strategy.

Conclusions for gymnastics

- 9.2 **There is good provision of existing gymnastics clubs in the Waveney area, and clubs are meeting a variety of demands, mainly from young people, but also from adults requiring an alternative approach to health and fitness. Both clubs require assistance in meeting their on-going needs, and there is a clearly identified strategic and local need for improved gymnastics facilities in the area. The strategy should consider proposals to facilitate these.**

Futsal

- 9.3 Futsal is a variant of association football played on a smaller field and mainly indoors. It can be considered a version of five-a-side football. Unlike some other forms of indoor football, the game is played on a hard court surface delimited by lines; walls or boards are not used. Futsal is also played with a smaller ball with less bounce than a regular football due to the surface of the field. The surface, ball and rules create an emphasis on improvisation, creativity and technique as well as ball control and passing in small spaces.
- 9.4 Football clubs present at the initial consultation argued that there is an unmet demand for the provision of indoor football facilities for winter use. Provision for Futsal would be ideal but is not the main issue. They need some capacity to keep going under cover when the weather is inclement outside. The pitches' size would not need to be large (they play on floodlit tennis courts a lot of the time). They would also be used all year round because of the overall demand for football locally.
- 9.5 **This issue has arisen, although football is not primarily the concern of the current study, and has been addressed in previous sports strategy work in Waveney. Purpose built Futsal**

provision is unlikely to be viable in Waveney, but any proposals for indoor sports hall space in the strategy should incorporate the demand (particularly as expressed in Beccles, but no doubt also apparent elsewhere in the district) for additional indoor space for small-sided football training, coaching and other football related use.

9.6 **Other sports** - while there have been no specific discussions nor any detailed requirements for other sports identified by the NGBs and others, the development of a comprehensive sports hall network throughout the district would provide a number of other sports such as basketball, volleyball, table tennis, etc. with the opportunity to accommodate specialist use.

9.7 **Sports hubs** - it is a desirable outcome of any sports facilities strategy to work with all sports clubs and providers to develop 'multi sports hubs', where these are appropriate, to ensure that there are economies of scale in indoor and outdoor sports provision, that clubs benefit from shared and jointly provided and managed facilities, and that facility provision can be coordinated with other associated services such as sports medicine. The strategy will address the opportunity to develop a sports hub in Waveney.

ISSUES FOR CURRENT AND FUTURE PROVISION

- There is a growing trend for some specialist facilities (including indoor cricket and gymnastics) to consider converting industrial units to meet their requirements needs. If evidence of need for this type of facility is identified, there may be planning implications for such development.
- Should demand for other sports not currently met in sports halls be considered in the strategy?
- Is one or a number of sports hubs feasible in a rural area like Waveney?

OPTIONS

- Development of sporting hub in Waveney (location to be considered). Complex to deliver but concept is partnership of one sporting hub with collective engagement and shared responsibilities, within an overall management partnership.

10: Community and Village Halls

- 10.1 Village halls and community centres are an important local recreational resource. They can be venues for local sports and recreation clubs, or places to meet and socialise. In rural areas that lack immediate access to purpose built facilities, they often represent a vital hub for the community.
- 10.2 The brief for the current study required consideration to be given to other sports facilities outside the main seven facility types, and this was taken to include the availability of village and community halls and their contribution towards sports and recreation in the district. Because of the size and nature of the district and the resources available to undertake the overall study, the clients agreed that the assessment would be 'light touch', and it was never going to be possible to do a comprehensive analysis of village halls, which requires a study of its own. The brief assessment below considers the main results from the consultation, highlights factors that should be taken into account when considering the role of village halls, and identifies some issues concerning the role of village halls for sport, as part of the wider built facilities situation in Waveney.
- 10.3 The methodology associated with this assessment involved contact with Parish and Town Councils by questionnaire asking for details of existing village halls and other small halls and their usage by local groups, any shortfalls in current provision and any plans that local councils have to develop and improve village facilities. The response was relatively limited, but is supplemented by searches on websites, where the information available is more general, and less specific than the questions asked directly. The information gained offers the opportunity to develop this area of work as an evidence base for supporting future policy and strategy on village hall and community facilities in Waveney.
- 10.4 **QUESTIONNAIRE AND OTHER RESPONSES ANALYSED** (The full response to the questionnaire survey and the results of the web-based research are highlighted in an accompanying appendix, and summarised in the sections below).
- 10.5 **Scope** – 44 parish organisations were consulted, comprising 32 Parish Councils, 7 Parish Meetings and 5 Town Councils, with a view to identifying the number of village halls appropriate to this study. The responses received (or supplemented from web searches) identified 13 village halls for which detailed information was supplied, 15 other village halls where basic data is available, 6 halls in the main Town Council areas, and 9 parishes without a village hall (the disparity in totals is explained by the sharing of some facilities by adjoining parishes).
- 10.6 **Details of village halls** – village halls (for which detailed information is available) vary in size from 40m² to 200m², with capacity ranging from 60 to 200 people. Most halls are constructed of brick with tiled roofs, while perceived condition is mainly good/very good (75%) and very few poor. All halls have a main hall, very few (2) a secondary hall, all have toilets (only 60% with provision for disabled), all have a kitchen or cooking facilities, about 2/3 a meeting room, most have parking although specific provision for disabled parking is mainly lacking. Date of construction also varies considerable – 25% are older than 100 years, 2 were built 1900-1950, 7 between 1950 and 2000 and only 3 since 2000).
- 10.7 **Activities** – of the 13 halls for which detailed information is available, there is very little sport taking place (badminton 2, bowls 3, snooker 1, martial arts 1, keep fit 3, dance 5, pilates 3, table tennis). Other activities are more popular – meetings (10), parent and toddler groups (4), social events (11) and others such as the arts, seniors activities, lunch clubs, music and dog training (9 in total).

- 10.8 The main reasons that hall managers consider more sport is not accommodated are lack of demand (18 responses), lack of volunteers (5), inadequacy of changing and ancillary provision (2) and the overall quality and size of village halls (12).
- 10.9 **Detailed views from consultees.** The following individual comments were received from the parish organisations that responded to the questionnaire -

Priorities

The hall is small and the lack of inside toilets prevents many uses. Interior toilets with disabled facilities.

The village hall is outdated and nearing the end of its life and It is hoped with cooperation with Waveney Local Plan, WDC, local landowners and with other funding sources that there may be the possibility of a new village hall in a site more central in the village with improved facilities, kitchen, meeting rooms and sporting possibilities.

Refurbishment of toilets, redecoration, replacement of heaters, upgrade of kitchen appliances.

The village hall is operated by Somerleyton Community Association (SCA) (a charity) which also runs the playing field some 500m away. SCA's long term aim is to provide a combined village hall and changing facility on the playing field. This is driven by the poor structural condition of the village hall and the fact that the changing facilities on the field are housed in portacabins. Our Feasibility study revealed the most cost effective solution for SCA is to build new on the field. Refurbishment of the existing hall is not cost effective and would not cure the problems of the main hall being too small, the walls are distorted and the car park is inadequate.

We have a committee of 7 people who are constantly looking to improve/keep up the condition of the hall. We have recently replaced windows, doors, and heating. Our next priority will be the kitchen which has a suspect flat roof which will be dealt with first. Hopefully followed by better electrical equipment (i.e. cookers) and better storage. Full redecoration required. The playground posts are rotting and they are currently being addressed although they are not at a crucial stage for the work to be done.

Recent provision of Wi Fi to provide Computer Facilities and create a Village Hub to provide act as a centre for people to meet and socialise and learn about Computers etc.

Investment and opportunities for incr usage

Refurbishment of the kitchen and inside toilets would allow us to cater for more parties and events at the hall.

More community interaction.

The priorities for increased usage is to get more villagers involved in running the hall and more enthusiasm in attending events.

Usage constrained by lack of voluntary helpers.

Currently investigating grants, including Big Lottery, for new build. We have a comprehensive plan for providing for the needs of our community once we overcome the problems of the building.

With a better kitchen, this could encourage better in hall catering, and that could improve the quality of our in house events.

Other comments

Our hall is small by some village halls but is friendly and charming.

The village hall is not really used for sports activities – it is social. There is a tennis court adjacent to the village hall (quality OK), a skate park plus a children's playgroup room that is being updated this year.

Small hall in poor condition, in small and declining villages, where little demand.

We need someone to wave a magic wand and improve community spirit any suggestions!!!!!!

Management committee to continue to maintain the hall to a good standard of maintenance and cleanliness. Committee meets regularly and takes great pride in running the hall.

This is a church hall owned by the diocese not a conventional community owned village hall. It is the only hall in the whole parish which has 4 villages.

In the facilities table above there are no Improvements Needed listed because individual improvements are not possible.

On the whole the hall is a viable community asset, ably supported by the current committee. Lack of support is sometimes an issue and there is certainly not the local support there used to be – but surrounding villages do know about us and support from them helps.

Wrentham Brass Band would like to use the Main Hall for Concerts. The acoustics of the Main Hall need to be improved to allow better use of the hall.

The primary issue to encouraging more use of the village hall is twofold.

1. lack of interest in community events and a lack of enthusiasm to get involved.
2. Difficulty in recruiting committee members to coordinate activities.

Village hall is well booked up over the year, difficult to book in many other activities/events/classes.

OVERVIEW OF EXISTING FACILITIES

- 10.10 **Supply** From the responses available from Parish Councils and observation, it is apparent that there is a large range and variety of community and village halls in Waveney, in terms of size, quality, age and range of activities possible. Some are good examples of large, attractive modern community halls used at all times of the day for a whole host of village activities including sport and recreation. Some have received recent grant aid from funders such as Sport England or the Lottery. Other halls were built to meet the needs of a different age, and are now too small or otherwise inadequate to meet contemporary

demands. Sizes of hall are likely to range from 50m² to purpose built facilities of up to 200m² gross floor space.

- 10.11 **Quality** Information on the quality of village halls suggest that there is a variety in their condition and fitness for purpose, mainly in accordance with their age and type of construction. However, some responses suggested that there are improvements to heating, lighting, access, parking and other features that are required in some cases, which will enhance the usage of village halls in many locations.
- 10.12 **Accessibility** From the research undertaken, it is estimated that there are about 34 village halls and community centres in Waveney (these exclude church halls, scout huts and the like which are not entirely in the 'public' domain, and are outside the scope of this study). These comprise 28 halls in villages, and a small number of community halls in the main market towns. There are 9 parish council/meeting areas identified without a hall. It is broadly estimated that all of the area's population lives within 10 minutes travel time of such a hall.
- 10.13 **Availability** Village halls tend to be available to the community on a widely accessible basis, usually by booking through the hall owners/managers (often Parish Councils themselves or village hall management committees), and it is unlikely that availability is an issue when considering their use by local residents and groups.
- 10.14 **Use for sport** – in general there is very little activity taking place in village halls that relates to sport, even at a recreational level, but the main reason for this is to do with lack of volunteers and demand than the intrinsic suitability of the hall for this type of activity.

DEMAND

- 10.15 There is little guidance on the appropriate levels of provision of village halls to meet local demand. Most rural communities ideally require convenient and safe access to a good standard building, though this might be provided on a shared use basis. Conversely, there is a concern about the levels of investment required to provide and maintain halls. South Somerset DC (a rural area similar to Waveney) has adopted a standard of one small hall for every 250 people. Conversely, South Cambridgeshire DC (a regional example) in a study in 2010 adopted a guideline of 111m² per 1000 people. In Central Beds, a more recent study adopted a standard of provision in accordance with current supply of 180m² per 1000 people. This is considerably higher than in other studies, but takes into account all 'community' halls, not just those defined as village halls, and is based on an average size of hall in excess of those found elsewhere.
- 10.16 George Torkildsen in 'Leisure and Recreation Management' suggests that a hamlet or village of between 100-500 people should have a village or community hall. The former Eastern Council for Sport and Recreation recommended that smaller villages should have the use of a community hall (including a main space of about 150m²) within 5-10 minutes travel time. Sport England more recently has argued for a small one-court sports hall to be provided in developments of 500 houses.

ISSUES

General community use

- 10.17 Village and community halls, their provision, refurbishment and extension, are cost effective means of providing and maintaining venues throughout Waveney for informal community activities, and offer the opportunity for local management and provision,

without the need for local authority involvement. Any strategy would need to ensure that there is a comprehensive network of halls to meet need in the future.

10.18 The capital cost involved in providing and improving halls can be better related to local fund raising and implementation, including the availability of other sources of grant aid and developer contributions through (CIL and) S106 agreements. The precise means of achieving this would need to be considered.

10.19 The main issues to be addressed when considering the provision of village halls are:

- To ensure that communities in all parts of the district are accessible to village and community halls.
- There is a great variation in the size of buildings, which has an impact on the type and range of activity that can take place. Is there an ideal size for such halls, or should each respond to the particular needs of the local area? The main hall size should also be considered – most sports have a space requirement which if not met would make some activities unavailable, even at a recreational level.
- Most halls are of a permanent construction and in broadly good condition. Is there any scope for cost effective new means of construction and materials?
- Access to and security of existing halls is likely to be varied, but there remains a need to ensure that halls are easy to access and safe to use.
- Although not researched, it is likely that hire charges are usually cheap to ensure that local groups can make ready use of local halls. Is there a case to raise some charges to ensure that long-term maintenance is ensured and halls remain fit for purpose?
- Regular bookings tend to be for some limited recreational uses, parents and toddlers groups, parties and dance, for which there appears to be the greatest demand. Sports use is generally in a minority, though this may be because of the lack of demand as much as the suitability or otherwise of halls for even recreational sport. Is there a need to promote halls for a wider range of sporting activities to maximise usage? Should managers of halls take more risks in letting to what might be considered some less sociable uses?

Sport

10.20 Village and community halls will never replace the need for purpose built facilities for indoor sport. However, even from the limited response available and albeit that there is relatively little sport currently going on, there are a number of village and community halls that are already, or could be, used for indoor sport, which could complement the main proposals in the leisure facilities strategy for indoor sports that focus on leisure centres and schools. In particular, their availability could help meet the demand for indoor sports (hall) space, health and fitness and indoor/short mat bowls, or accommodate additional mobile gyms in accordance with initiatives undertaken elsewhere in the region, and which could be replicated in Waveney.

10.21 More particularly, such facilities would appear to have a significant potential role in accommodating demand for sport in the more rural parts of the area, which are remote from the main purpose built indoor sports facilities or those that are dependent on access to school halls. In addition, they can also supplement formal sports provision in the main

towns. As suggested above, however, the lack of a critical mass of potential sportspeople in a village (and therefore demand) and the paucity of volunteers are often the main reasons for the lack of use of some village halls for sport, rather than the design or suitability of the hall.

- 10.22 In terms of sports development, village and community halls could be operated in tandem with purpose built facilities, to enable locally delivered sports schemes through the local authority, governing bodies of sport and local sports clubs, which feed into more advanced programmes in the main leisure centres and schools.

CONCLUSIONS

- 10.23 Village halls are widespread in the district and can make a local contribution to the provision of local sports and recreation opportunities, which can complement larger and more purpose built facilities, particularly sports halls, gyms and bowls halls. There is an opportunity to maintain and improve these halls where necessary, and to develop a better range of facilities that meets local need and demand. It has not been possible within the constraints of this current study to address village halls and other community centres in detail, and it would be advantageous, given the rural nature of the district and the dispersed population, to undertake a more specific study, comprising the main headings in the section. A draft brief is included as an annex to this assessment.

OPTIONS

- 10.24 Based on the assessment of current provision, and the crude estimate of demand, the following options are available regarding future priorities for village and community hall provision:

General options

- Consider additional hall provision in villages and parishes with inadequate supply of halls to meet average provision of 1 hall per xx population, subject to further feasibility and identification of further need
- Consider village hall provision in villages and parishes with no current provision (subject to local need):
- Development of future levels of provision based on:
 - Quantity – 1 village halls per xx population
 - Quality – in accordance with Sport England, ACRE and other guidance on village/community hall specifications
 - Accessibility – to depend on results of mapping, but ideally based on 5-10 minute travel time or 2 mile catchment
- Consider the provision of a village and community hall in conjunction with large new housing developments, in accordance with recommended standard of provision.

Options for sport

- Identify all halls with current plans to accommodate additional sport and other usage and implement proposals

- Consider hall enhancements/improvement/repair in accordance with local aspirations
- Consider the development of any strategically important village halls for sport which will supplement the findings of the main leisure facilities strategy
- Encourage more sports use of halls in villages in conjunction with NGB, LA/Sentinel and sports club sports development initiatives
- Encourage small scale provision of sports equipment in village halls which will encourage the development of local clubs and groups
- Encourage sports and health development programmes in village halls that are suited to village scale provision.

Annex 1 Factors to be considered in any detailed study of village halls in Waveney

The main requirements of the brief would be:

- To compile a detailed audit of village and community halls throughout Waveney that perform an important community and leisure/sporting function, to inform the wider leisure strategy currently being undertaken and provide working data for other sections of the LA
- To provide basic information on the following:
 - Location of halls
 - Management and ownership
 - Size and specification.
 - Range of ancillary facilities
 - Access and security
 - Cost of hire
 - Usage/non usage
 - Insurance and indemnity
- To supplement this basic data with sports specific information including:
 - Opportunities for sports activity inside halls
 - Condition and suitability for sport
 - List of sports activities taking place
 - Audit of potential additional activities
 - Alteration and extensions required for above
- To analyse all data in accordance with the information collected under the main headings above, to include supply of facilities including quality and accessibility, any indications of demand available from outputs and elsewhere, identification of current deficiencies and future requirements
- To map the data, to understand and inform accessibility
- To use the findings of the study to provide guidance on planning, implementation, delivery and other policies.

The main outputs of the study would be:

- Detailed database of all facilities in accordance with WDC requirements
- Summary tables of the main outputs, which are included here and available separately
- Photographic record of all sites and halls, available on a separate CD
- Final report with assessment, analysis and detailed advice on planning policies, s106 (and Community Infrastructure Levy) requirements
- Maps of accessibility, and other information

Glossary

AGP	Artificial grass pitch
APP	Active Places Power. Sport England database containing information on sports facilities throughout England, also enabling analysis of data
APS	Active People Survey (Sport England participation data)
ASA	Amateur Swimming Association
BC	Bowls club
BDA	Bowls Development Alliance
BTSC	Beccles Town Swimming Club
CC	County Council
CIL	Community Infrastructure Levy
CIPFA	The Chartered Institute of Public Finance and Accountancy
CU	Community use – use of a sports facility by the wider community, either on a pay or play basis or available through block bookings by clubs.
CV	Cardio vascular
DC	District Council
DSO	Direct Services Organisation
ECB	England and Wales Cricket Board
EIBA	English Indoor Bowling association
FA	Football Association
FC	Football club
FF	Football Foundation
FIA	Fitness Industry Association
FPM	Facilities Planning Model, Sport England facility modelling system, testing:
Satisfied demand	Satisfied demand – demand for a specific type of sports facility which is met because local residents can access it within a reasonable travel time by car, public transport or on foot (20 minutes), and there is some spare capacity within the facility
Personal/relative/local share	Personal/relative/local share – the share of the opportunity which people have to use facilities, taking into account the number, size and availability of facilities, and the local population which has access to them
Unmet demand	Unmet demand – demand for a facility that is not satisfied
Utilised capacity	Utilised capacity – the proportion of a facility's capacity that the FPM estimates is used
PP	Peak period

vpwpp	Visits per week in the peak period
FT	Full time
H&F	Health and fitness
HS	High School
IBC	Indoor bowls club/centre
KPI	Key performance indicator
LA	Local authority
LC	Leisure centre
LT	Leisure Trust
LTA	Lawn Tennis Association
MS	Market Segmentation (Sport England participation data)
NFA	National Facilities Assessment (from SE's FPM)
NGB	National Governing Body (of sport)
NH	Nuffield Health
ONS	Office of National Statistics
PE	Physical education
PS	Primary School
PT	Part time
S106	Section 106 agreement (related to planning permissions)
SC	Sports club or centre or swimming club or squash club
SD(O)	Sports development (officer)
SE	Sport England
SFC	Sports Facilities Calculator. Sport England calculation system to assess demand for key community sports facilities
W (DC)	Waveney (District Council)